

01249 444537
info@redlynchleisure.co.uk
www.redlynchleisure.co.uk

Head Office, Room 4, Station Hill House, Station Hill, Chippenham SN15 3ZD









Specialists in children's play





Contents

Managing Director's Statement	3
Introduction	4
 Sustainability	6
 Playground Design	8
Playground Equipment	
 Lappset	12
 Spiel Bau	50
 Kaiser & Kühne	64
Water Play	74
Dynamic Equipment	76
Activity Nets	86
Play Panel	88
Sports Equipment	90
Parkour Equipment	94
 Surfacing:	96
Wet Pour Rubber	98
TigerMulch	106
Artificial Grass	114



Managing Director's Statement

Being a father of two boys (both now grown up and working in the business!), I know first hand how important stimulating play experiences are in the development of young children. So many valuable life skills are developed in the playground, whether this be at school, or at the local park. Learning to balance, improving strength and coordination are all vital attributes developed at an early age, but perhaps the most important part of playtime is being together with similarly aged kids, learning key social skills, and forming friendships for life.

I have been fortunate enough to be involved in some amazing playscapes since I started working in the industry in 1990, with highlights including a huge dragon in LegoLand Windsor, a modern Wall Holla structure in the heart of the Birmingham redevelopment area, the hugely popular Decoy Country Park in Devon, and many, many more.

We have come a long way since the early days and now employ over 30 people throughout the year, and many more in the busier periods. Working with Lappset, Kaiser & Kühne and Spiel Bau, three of Europe's best known and most loved playground companies, we have products and designs to fit every desire and budget.

Having both my sons, my sister, my brother-in-law, and my wife all involved in the company really means a lot to me, and together with these family members, we are lucky to have some of the hardest working and vastly experienced installers working for the company.

We are a close knit team and take great pride in the work we carry out.

Quite simply, we love what we do, and we look forward to working with you to design a fun filled, long lasting playground that will give children in your area a great place to let off steam for years to come. Whether you are after a small installation for a tiny village, or a dazzling scheme for a destination park, we would be delighted to assist.

Lee Crosse



Introduction

Redlynch Leisure have been designing, supplying, installing, and surfacing children's playgrounds since 1997, and have established a strong reputation in the industry since we started. With a particular focus on quality of workmanship and materials used, we take pride in being considered as one of the leading companies in what we do.

We have been a family owned business since day one and our director, Lee Crosse, has over 30 years' experience in surfacing and installing fantastic playgrounds across the South of the UK and Wales. With offices near Bath, Winchester, Cardiff, and the New Forest, we are well located to serve the areas we cover.

On average our staff have been with us for over 10 years. Some have been with us since we started in 1997. We believe strongly in treating our employees properly, paying a fair wage and providing all training and equipment required to carry out a professional installation on every site we work on. Retaining our staff, and regularly training new employees has helped us keep essential skills within the company, ensuring we have the knowledge and experience to complete the jobs we do on time, and to a high standard.

We work extensively with schools, parish councils, housebuilders and developers, and large cities to provide designs to fit a variety of requirements. We hope you enjoy looking through our brochure and please do not hesitate to get in touch if you feel we could assist with an upcoming project.

Why Redlynch:

Great range of equipment

Through our three ranges of play equipment, Lappset, Spiel Bau, and Kaiser & Kühne, we have all the bases covered to design and install the perfect area at any budget, material, and aesthetic. Combining Scandinavian and German design, we can tailor the scheme to suit your needs, whether this be a desire for a natural themed playscape, robust anti vandal construction, or anything in between.

Experts in safety surfacing

Unlike the vast majority of play companies in the UK, we have our own, in-house teams of safety surfacing installers. This is a part of a playground installation that is often sub contracted out to the cheapest bidder, which sees the results to match. A good quality surface is essential to the year round usability and lifespan of a play area, and it is important this facet is not overlooked when designing a play space, as it unfortunately so often is.

No sub contractors

At Redlynch, we only use our directly employed in-house staff to carry out the work we do. This means we avoid adding a mark up to other people's work, allowing us to use the money instead of providing the best quality materials available. More importantly, we can ensure that strict quality control is adhered to at every stage of the project.

Family owned and run business

Being a family run business, we do not have external shareholders to satisfy, and can take decisions in the company that act in the best interests of our customers, and our workforce. We provide a professional service, yet retain a friendly and approachable manner in what we do, seeking to provide the best option for whatever set of circumstances that we are given from a customer. We will never try and sell you something we feel won't benefit you in the long run.

Industry leading guarantees

Our playground equipment and surfacing material suppliers are carefully selected to ensure a quality installation is achieved on every job we finish. On some ranges we offer lifetime guarantees on structural elements, whilst our surfacing is guaranteed 5 years, meaning you can rest assured that only the very best materials and workmanship is being provided on your project. We appreciate installing a new play area is a big investment. We believe that by providing a quality install, this is the best way to achieve value in the long term, even if the initial price is not the lowest.

A large, leafy green tree stands on a grassy hill under a cloudy sky. The tree is the central focus, with its branches spreading out. The grass in the foreground is tall and green, and the sky is filled with soft, white clouds.

Sustainability

As issues relating to climate change increasingly effect our daily lives, it is vital we all do our part to help limit the impact our actions have on the planet. At Redlynch Leisure we are passionate about ensuring we do our bit, and this is reflected in the materials we use for our work.

Our three suppliers of equipment, Lappset, Kaiser & Kühne and Spiel Bau, work hard to ensure their materials are sourced from the most sustainable sources. The timber used by Lappset and Spiel Bau comes from PEFC certified forests, whilst Kaiser & Kühne robinia is grown in FSC certified forests.

Similarly with our safety surfacing products, we work hard to purchase these from sustainable sources. TigerMulch, our bound rubber mulch surface, is comprised of recycled truck tyres that would otherwise end up in landfill. The base layer in our rubber surfaces come from the same source. The wearing course of our black wet pour surface is also derived from recycled rubber.

The packaging the equipment comes in is made from offcuts from the timber industry, whilst all the drums the surfacing binder is delivered in are recycled on a monthly basis.

We are also in the process of moving our fleet of company vehicles to greener electric models. We currently have a number of electric cars in the fleet along with numerous hybrid models. As soon as the technology catches up to enable vans to travel the mileage required from electric power, we will begin to transfer the fleet to electric vans.

By working with Redlynch, you can be confident you have partnered with a company which is committed to helping with the transition to a more sustainable future.

Playground Design

We have been designing exciting play spaces for children since 1997, and this is always one of our favourite parts of the job! All play spaces are different, catering for a variety of audiences, ages, physical abilities, and landscape settings, and as such no two of our designs are the same.

Our team of in-house designers have many years of experience, and love the challenge of creating a playground fit for its settings and users. We work hard to ensure a suitable level of risk is introduced into our schemes, whilst complying with the relevant health and safety standards. At Redlynch Leisure we are strong believers that a play experience should introduce challenge and risk, in order to develop vital physical and social skills at this critical stage in children's lives.

Our experience in design extends across many areas, having installed projects in schools, public parks, new housing developments, destination leisure centres, and many more. We appreciate that costs, material types, existing landscapes and likely user groups all influence what is required of a new playground, and work closely with our customers to ensure we get the right mix of all required elements, whilst sticking to the budget given.

Whether you are looking for a new destination space in a popular park or your tired school yard is in need of refreshing, we would love to hear from you to see how we can help.





Lappset

Lappset are one of the oldest and best known playground manufacturers in Europe, with a well earned reputation for classy Scandinavian designs, sustainable production, and excellent build quality.

Lappset timbers are made using a unique glue lamination process, whereby the timber is turned inside out so the heart of the wood, the strongest section, is facing the elements. Glued together at high pressure, Lappset timber does not suffer rotting or cracking to the extent of other timber products, giving excellent longevity to the structures.

Lappset products are perfectly suited to play areas of any size, with a great range of park essentials including swings, zip wires, climbing frames, rotators, and multiplay activity towers.

As well as an excellent portfolio of equipment perfect for schools, parish councils and cities, Lappset are renowned worldwide for their big ticket items, unique play structures that guarantee the “WOW” factor.

Space saving Wall Hollas, architectural Halo Cubic Towers, giant 11 metre tall ships and much more are perfect for high volume, destination style play areas.

For something truly spectacular, the Lappset Premium service offers bespoke design capabilities, tailoring structures to any theme requested, and producing breath taking towers that have graced some of the world's most iconic cities and venues.





Finno

The Finno range from Lappset has stood the test of time, being the style of equipment Lappset originally made when founded in 1970. Finno equipment incorporates a number of exciting play modules and features, and the array of colours available for the ropes, uprights and panels make it a designer's dream for creating the perfect play space.

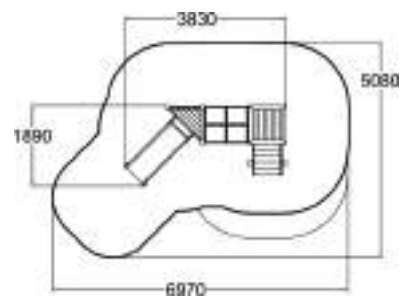


Finno

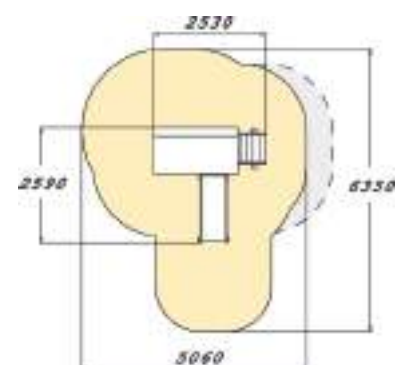
The Finno range from Lappset has stood the test of time, being the style of equipment Lappset originally made when founded in 1970. Finno equipment incorporates a number of exciting play modules and features, and the array of colours available for the ropes, uprights and panels make it a designer's dream for creating the perfect play space.



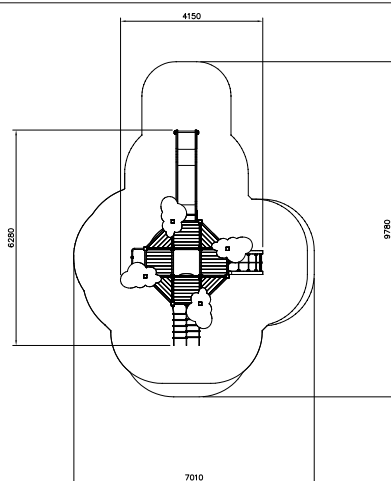
I37117



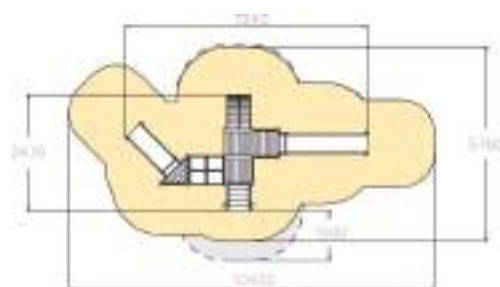
I37375



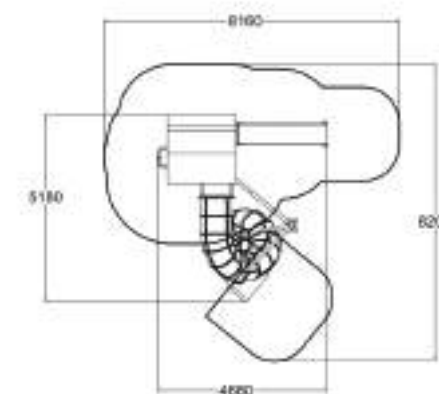
Q11363



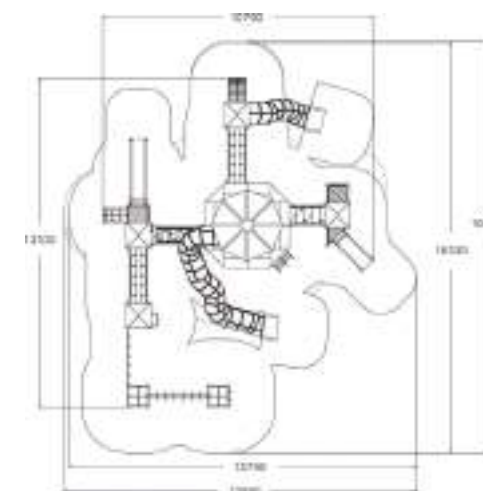
I37031



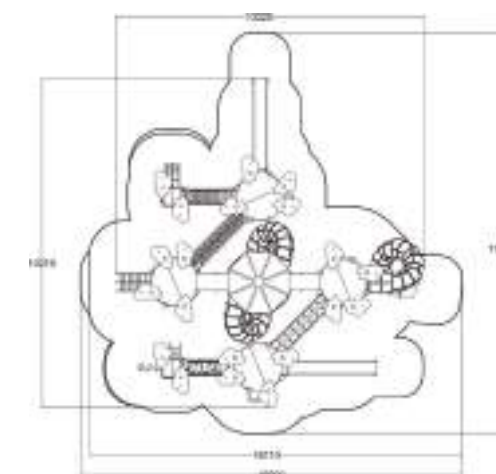
I37770

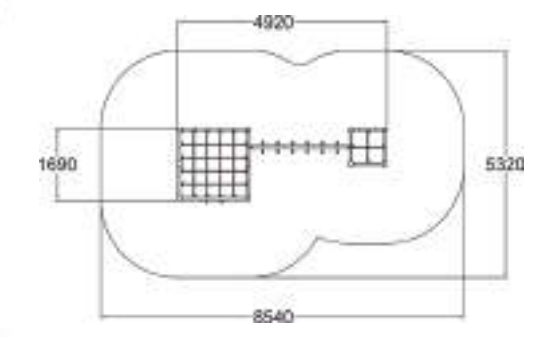


I37750

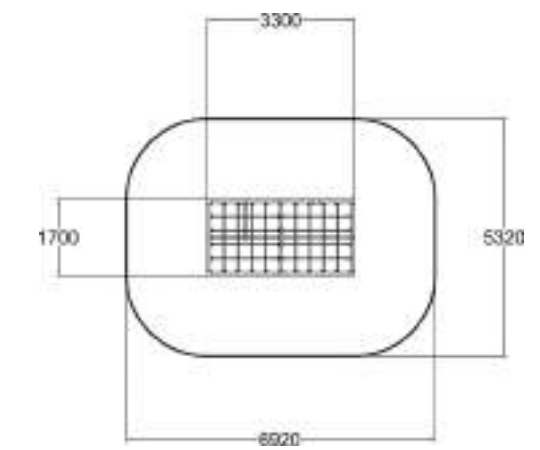


I37760

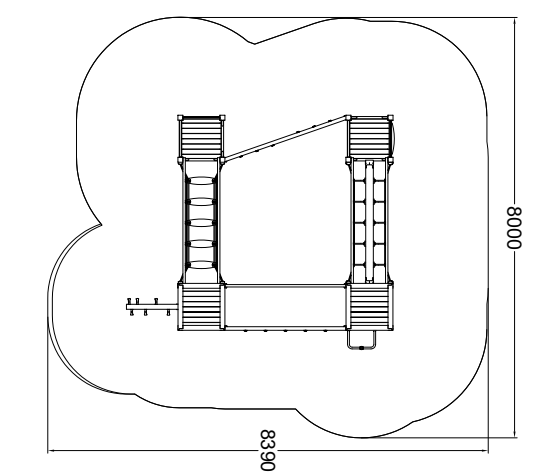




I37075



I37074



Q15110

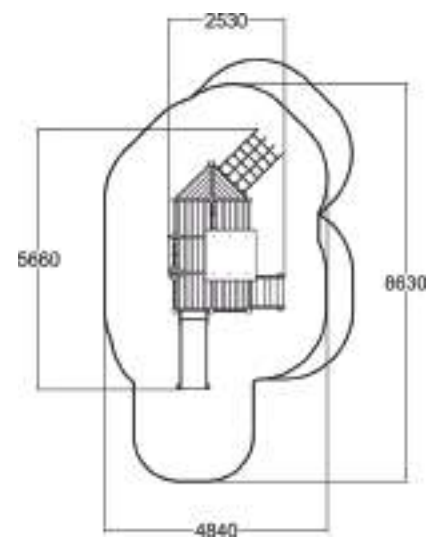
Theme Play

Lappset have a fantastic array of themed play products, from ships to castles, helicopters to planes, and almost everything you can think of between! If you have a project that isn't covered by our current range, we can design this to suit any requirements you may have.

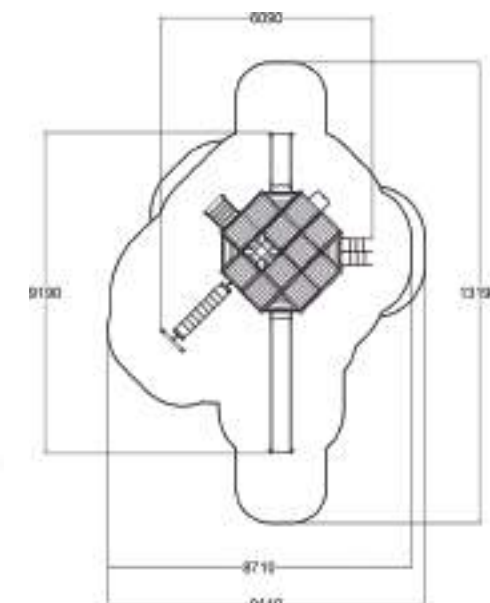




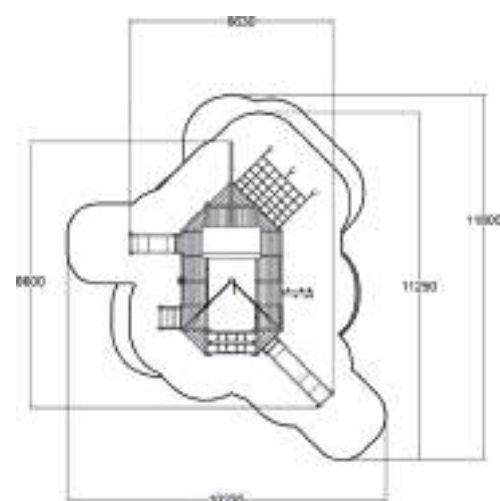
I37820



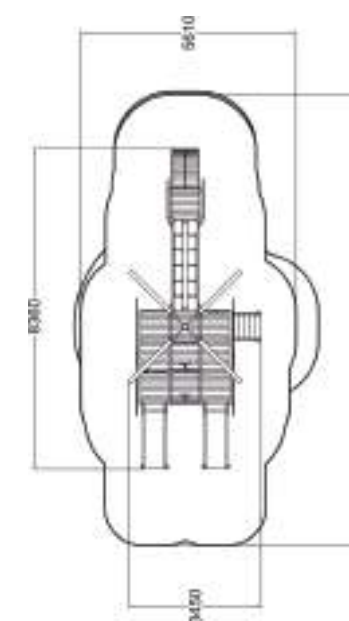
I37730



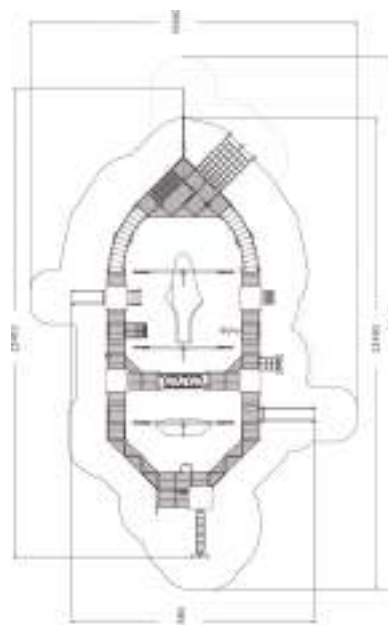
I37835



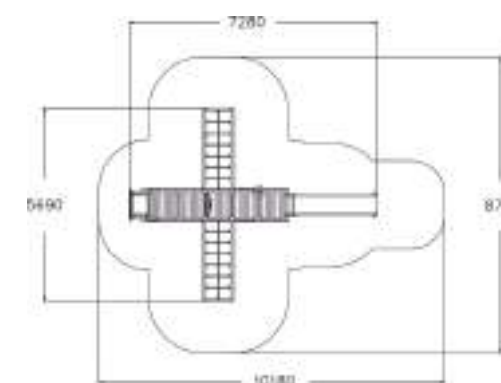
I37925



I37840



I37920



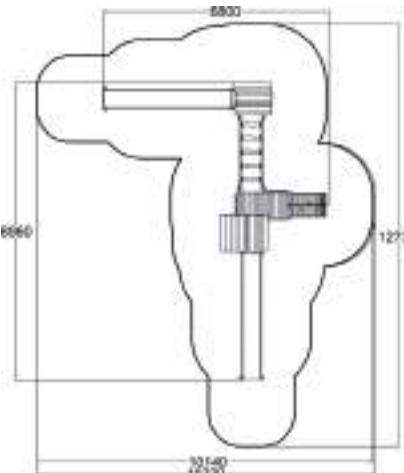


Flora

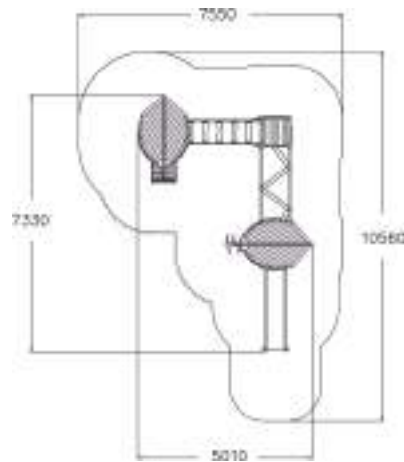
Flora play equipment fuses together fun with nature, with beautiful curved lines and a wide variety of play features. Pairing perfectly with rural areas, Flora also sits well in urban settings, helping to soften often severe inner city landscapes. Flora is an extensive range, with climbing structures, multiplay towers and a host of other structures available in this aesthetic.



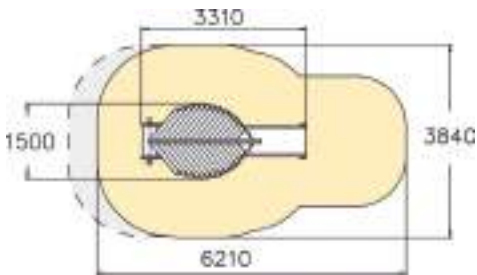
175525



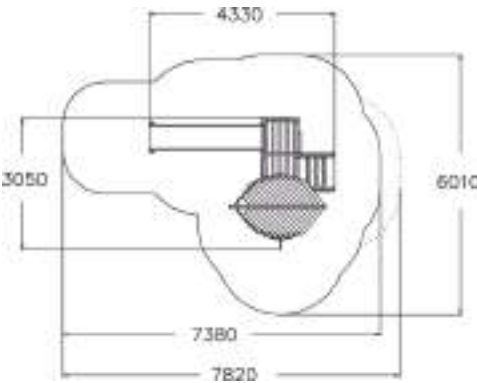
175520



175515

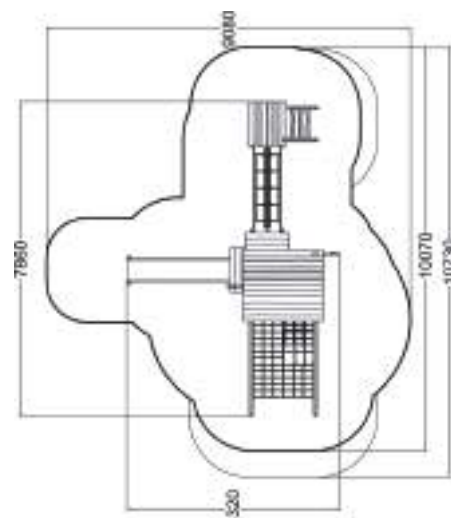


175510

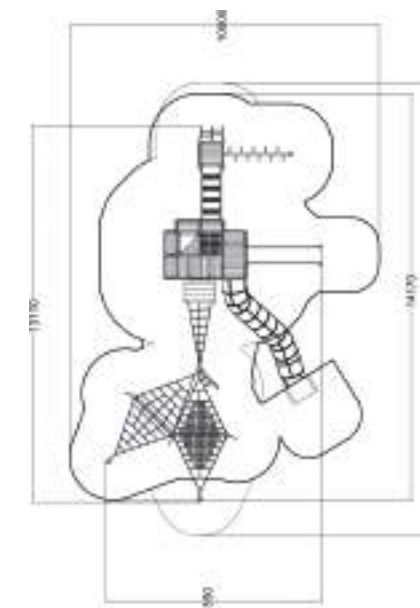




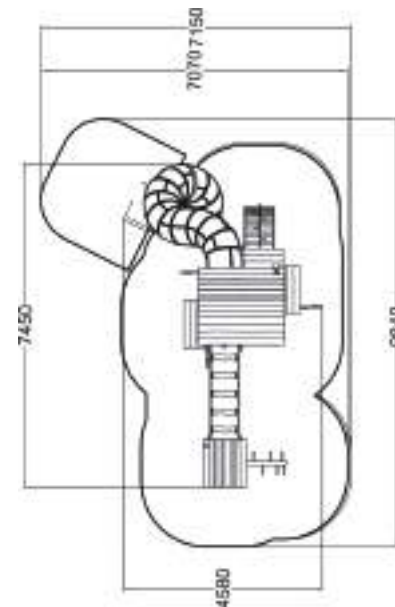
I75527



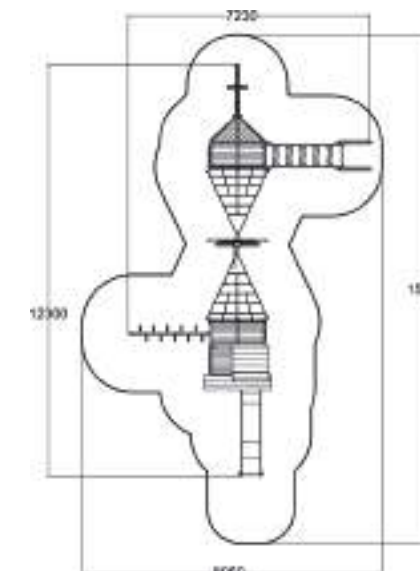
I75523



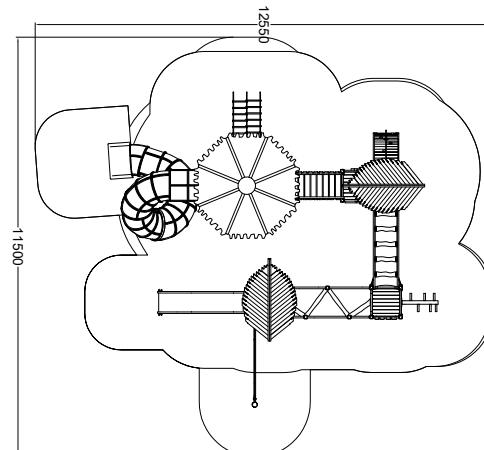
I75529



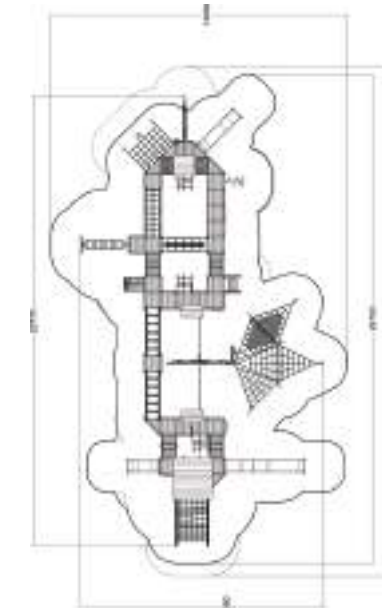
I75521



Q15122

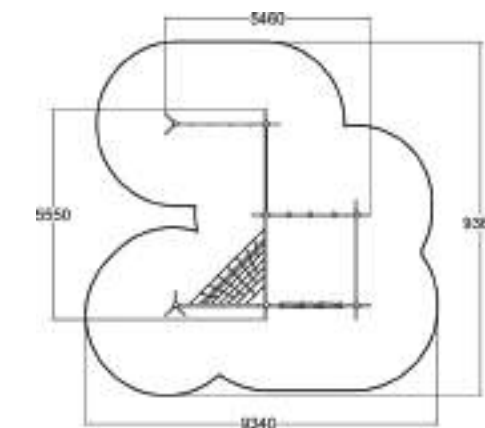


I75522

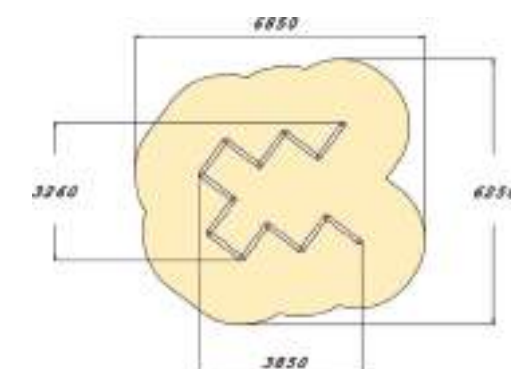




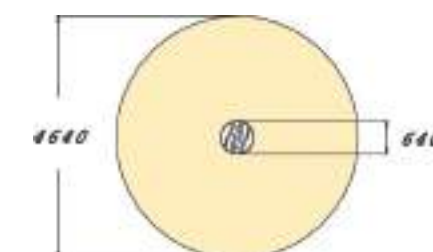
175595



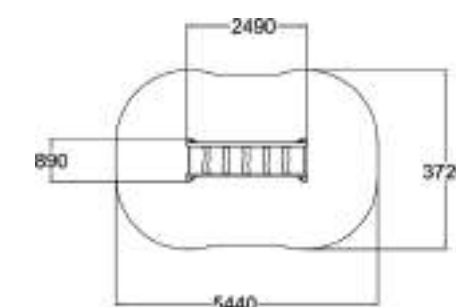
175535



175570



175533

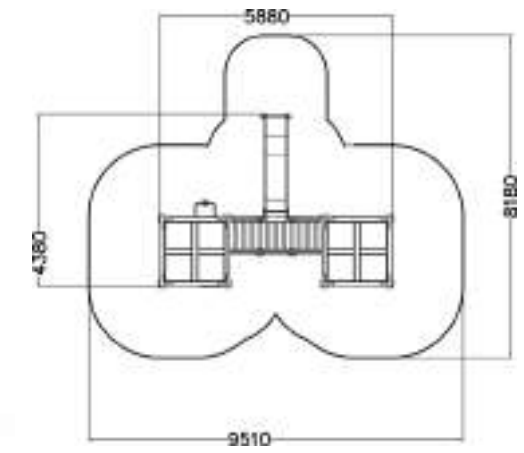


Halo

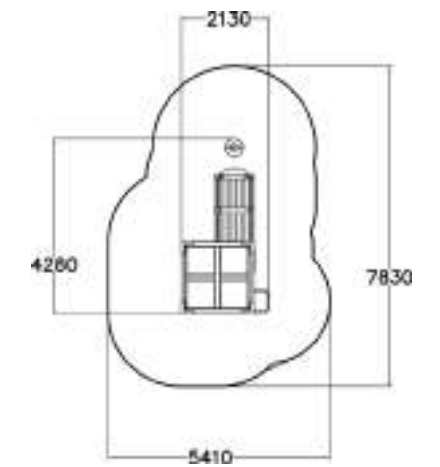
Halo is Lappset's contemporary approach to creating a playground. Inspired by modern design principles, clean lines and cube shapes ensure Halo products are loved by architects and children alike.



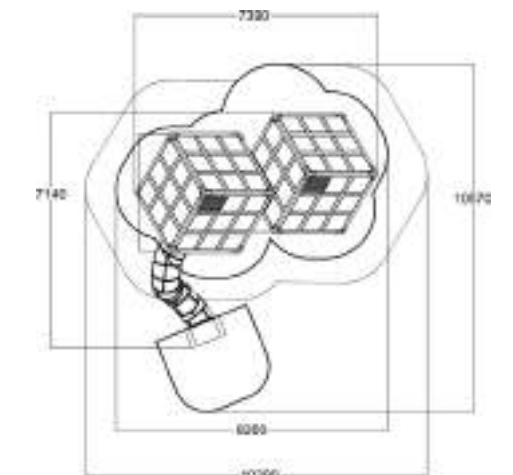
231020



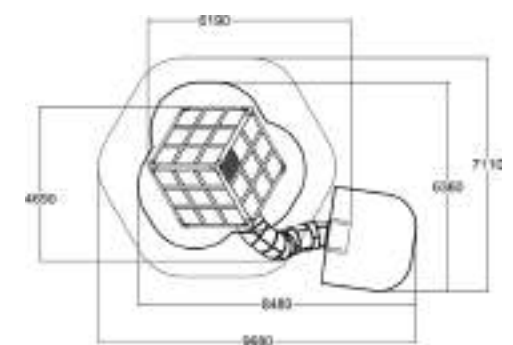
231010



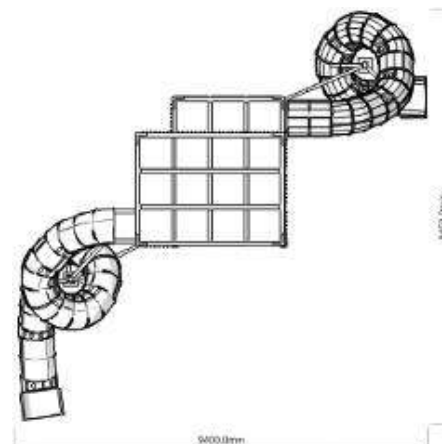
239020



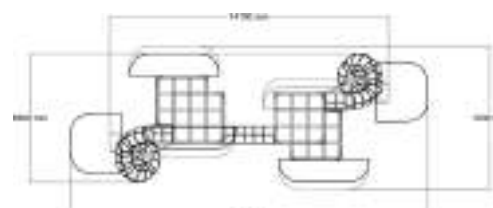
239010



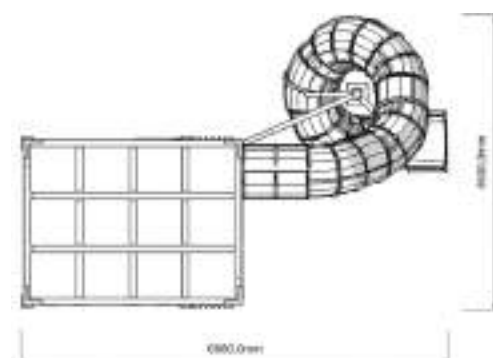
239031




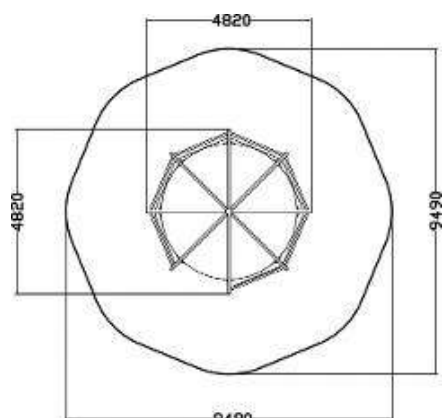
239040



239021



231005

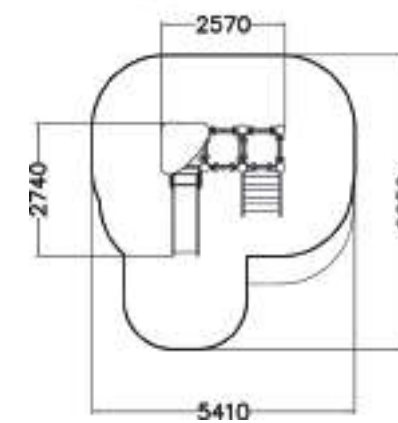


Cloxx

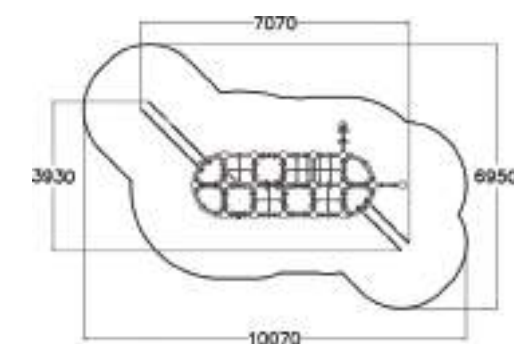
For inner city areas where high use or vandalism could be an issue, Lappset Cloxx equipment, constructed of galvanised steel, has you covered. With funky shapes and strong build materials, Cloxx equipment is well suited to a range of locations.



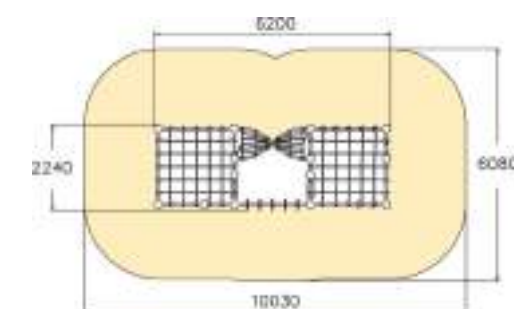
220308



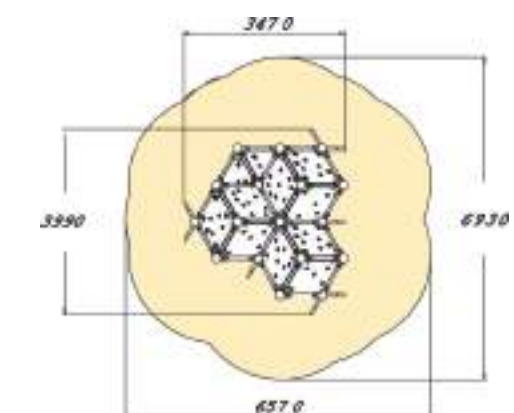
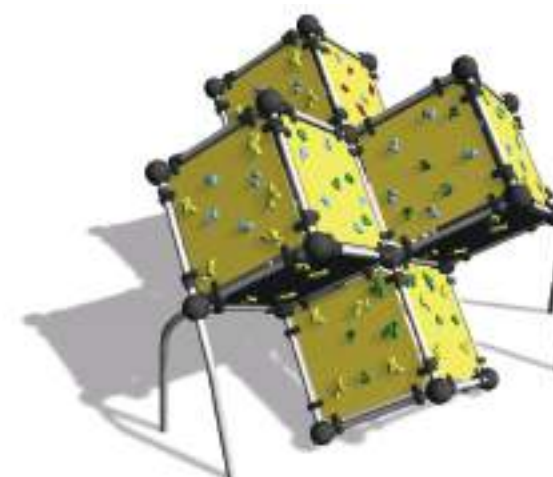
220350



220468

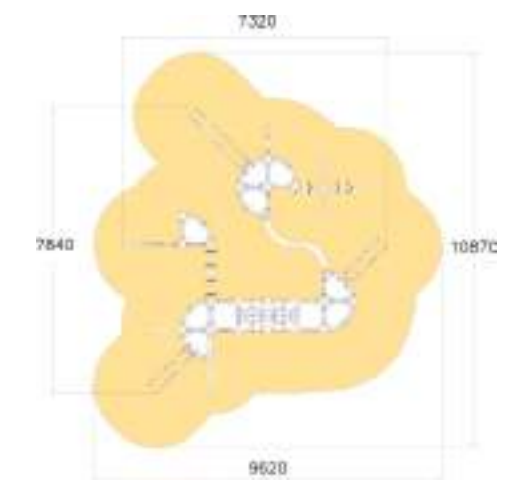



220620

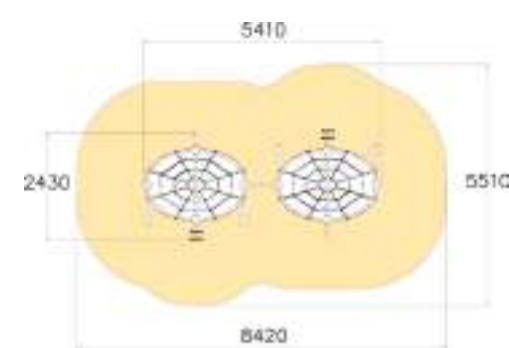




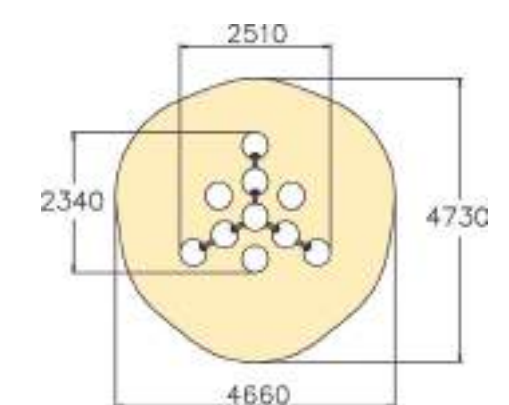
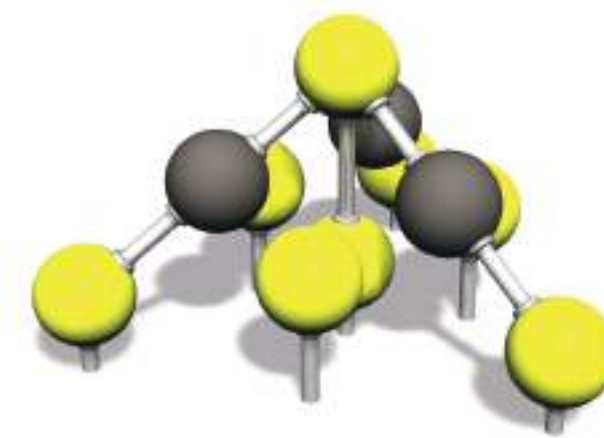
220150



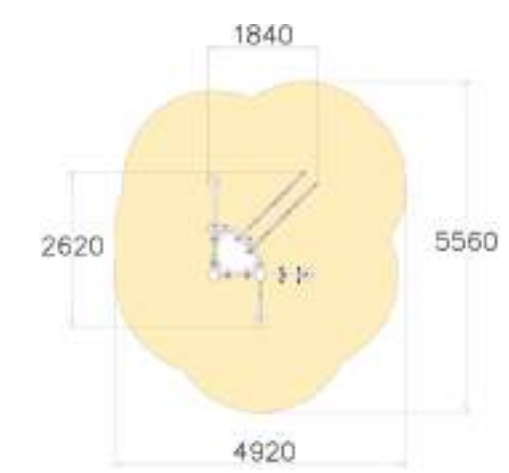
220130



220505



220110

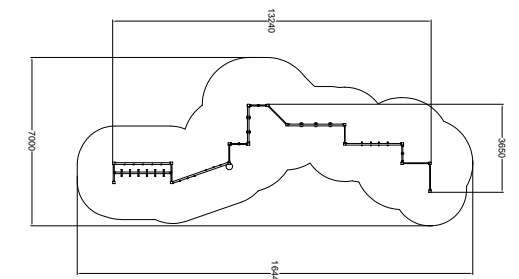


Trim Trails

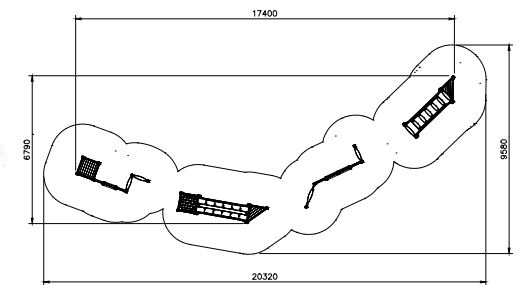
Long beloved in schools and now increasingly popular in public parks, Trim Trails pack an excellent amount of play into a relatively small footprint. Combining bridges, balance boards, rope play, step posts and monkey bars, our trim trails provide excellent challenge to ensure children are entertained for lap after lap. All our trails are available in a range of colours and finishes, and can be customised to suit on site conditions where needed.



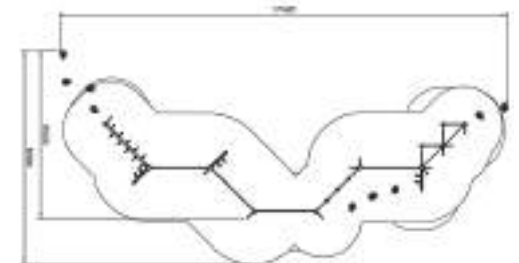
Q14437



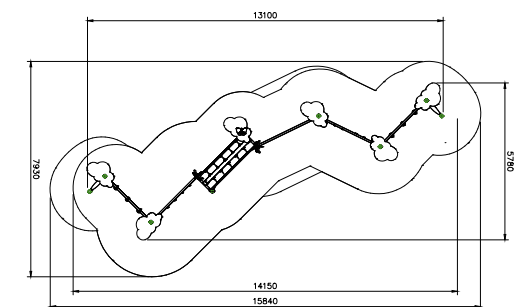
Q10929



Q13390



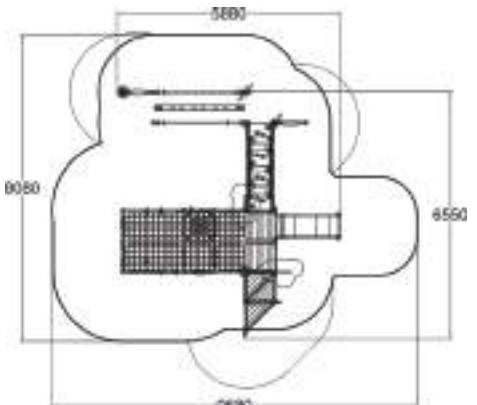
Q11927



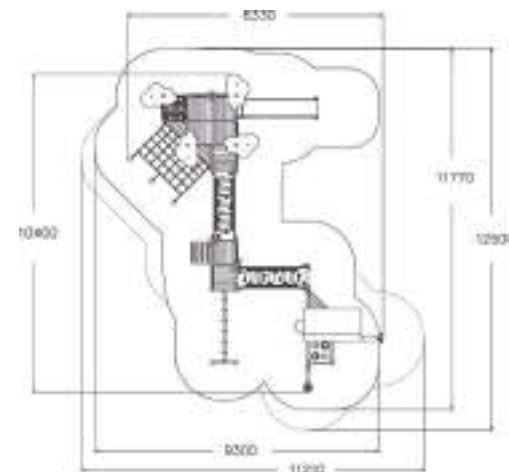


Inclusive Equipment

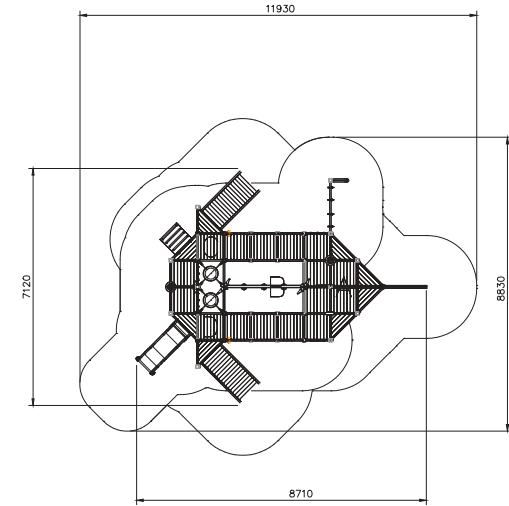
At Redlynch Leisure we are strong believers that all children should be able to play together, and we work hard to incorporate equipment for children of all physical abilities. For less able bodied children, we have specifically designed equipment that aids accessibility and useability. From play centres that have low level activities and play panels, to the Inclusive Play Ship, with large areas of decking that are assessable and a roundabout that sits flush with the ground for wheeled access.



I37602



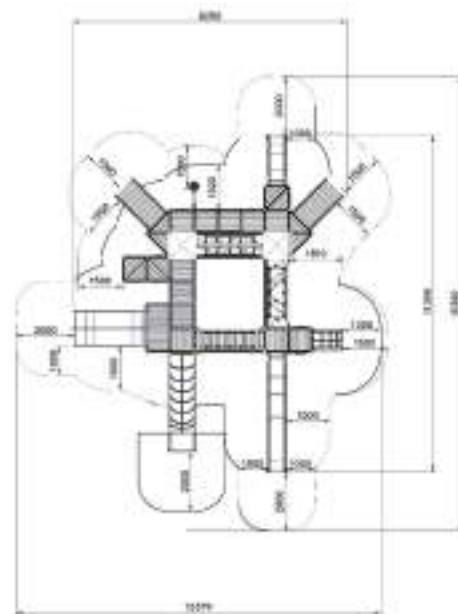
I37603



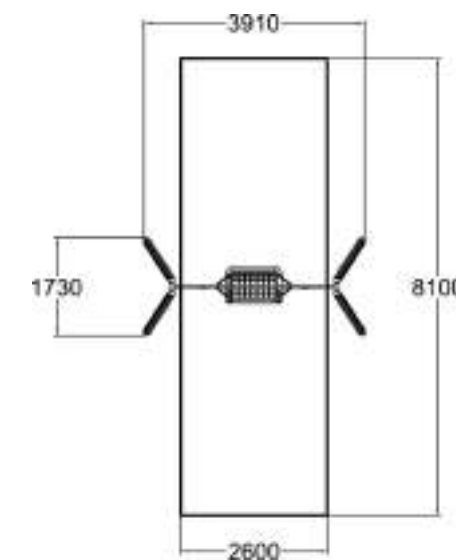
Q13455



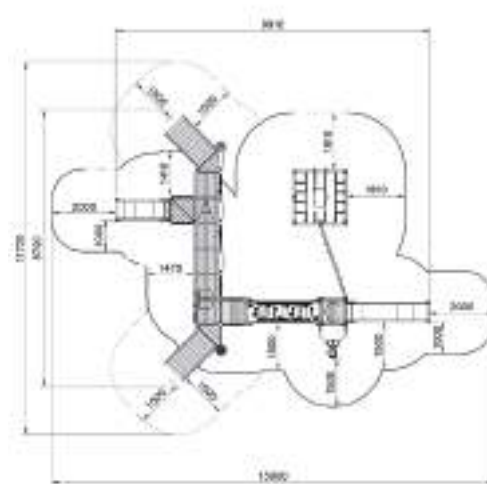
Q13201



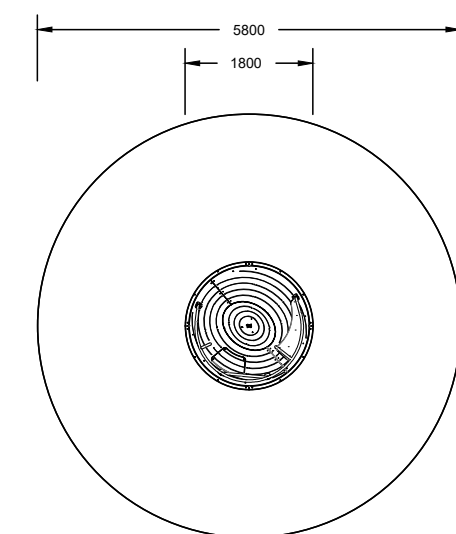
I37419



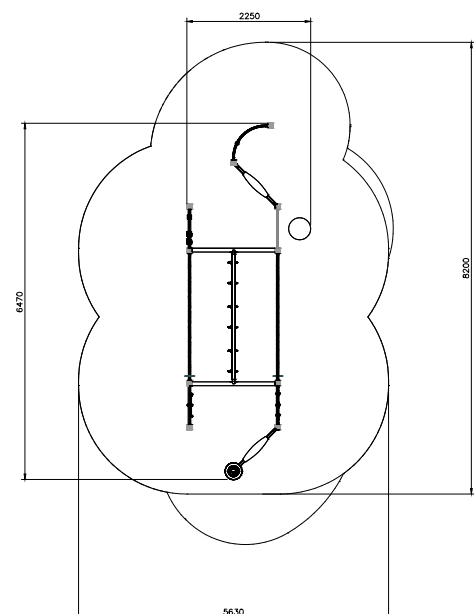
Q13175



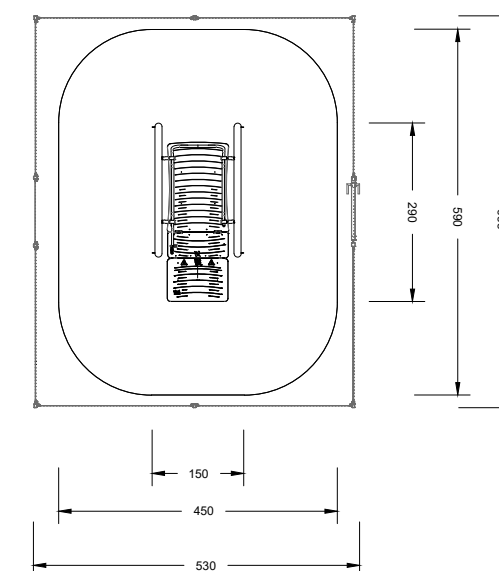
RL0726



Q12420



RL0531





Bespoke “Wow”

Together with a vast array of standard equipment, Lappset have carved out a global niche for the design and manufacture of truly bespoke themed play structures. Intended for when something a little extra special is required, such structures are ideally suited for destination parks and landmark developments. Studies after such projects have finished have shown a proven increase in the number of visitors to a park, and the length of time families are staying during their visit.

From Space Saving Wall Hollas and architecturally inspired Halo Cubic to tall Treehouses with zip wires descending from various heights, the only real limit to what is possible is the imagination. Given a theme, a budget, and available space, Lappset’s designers will work with you to make the impossible, possible.

The Lappset Premium range features structures reaching over 12 metres tall, and designs to date have been based on treehouses, spiders, dinosaurs, sea creatures, and much, much more. A critical balance is struck between making something that looks fantastic and also includes play features that will have children returning time and time again.

We genuinely love working on projects of this scale, and can use our years of experience and access to many talented designers to create the play space to take your venue to the next level. Get in touch with us today for more information.





Spiel Bau

Spiel Bau are synonymous with high quality equipment, beautiful designs and stainless steel construction, and we are delighted to have them as part of our portfolio. Based in the town of Brandenburg, near Berlin, their products are 100% Made in Germany, and carry a unique lifetime guarantee on stainless steel uprights.

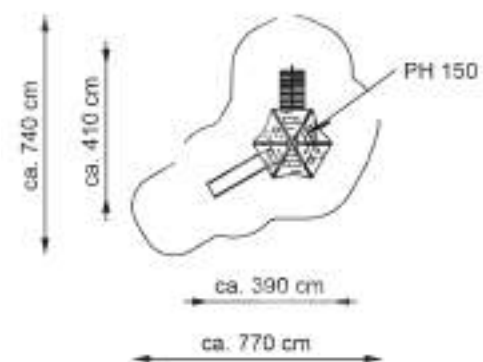
Whether it is interesting twists on playground essentials in the Klassik range, fun colours and play features in the Mikado line, futuristic Playhouses, Viking ships and lighthouses, or beautiful designs with the GrasArt structures, Spiel Bau have you covered. All equipment is assembled first in the factory before being shipped to the UK for installation, meaning you can have confidence that every bolt and fixing will align on site.

With a team of creative in house designers, Spiel Bau specialise in turning your imagination into reality. No theme is too far fetched or obscure, and play designers work closely with structural engineers to ensure a fun, challenging, and safe finished product, with bags full of character and play value.

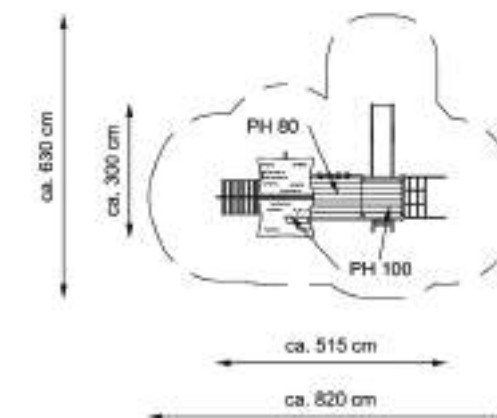
Browse parts of the range on the following pages, and get in touch if an upcoming project you have could benefit from the Spiel Bau experience!



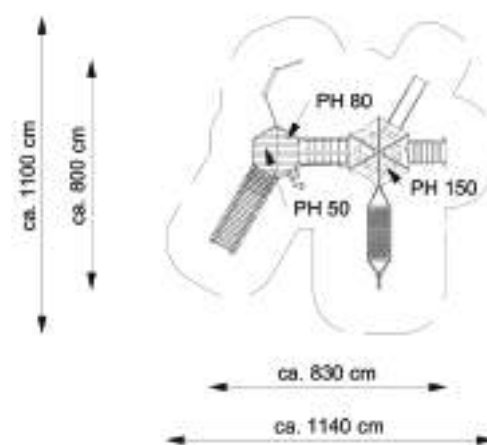
2.1014



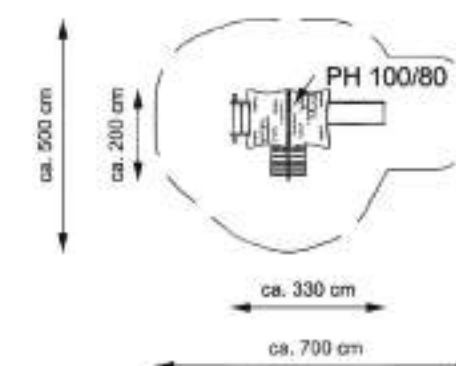
2.1018



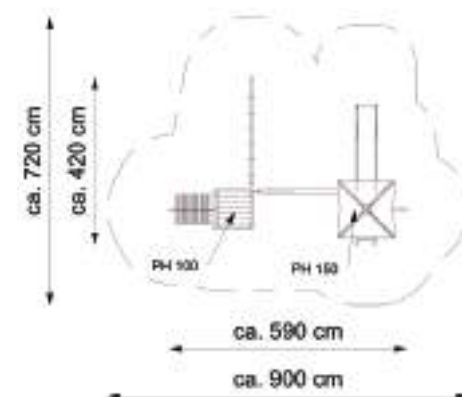
2.2119



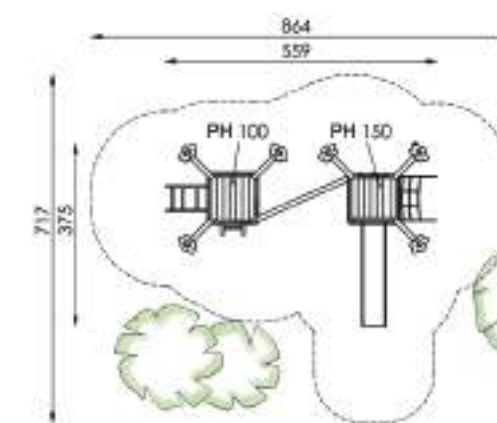
2.1012



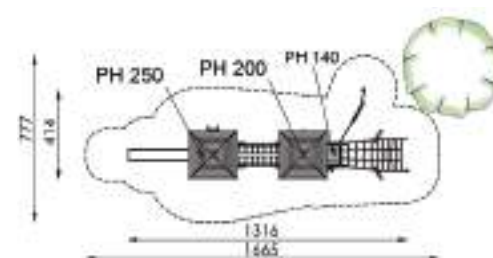
2.1011



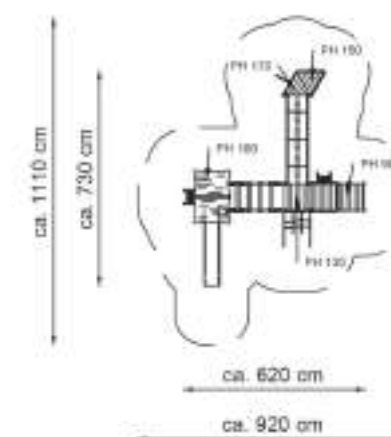
150811-51



2.8051



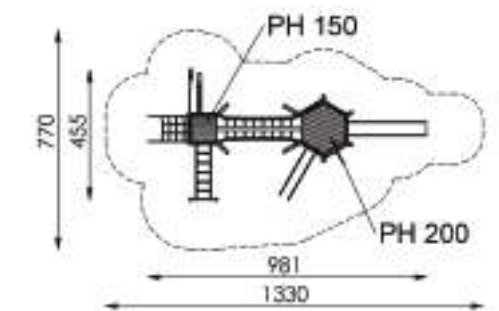
2.1017



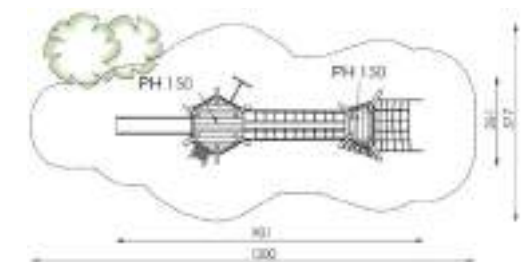


Mikado

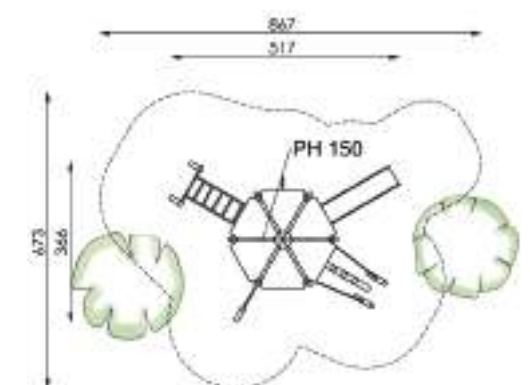
Spiel Bau's Mikado range of equipment takes its design inspiration from the classic children's game, with the traditional hooped colour sticks featuring throughout. Stainless steel uprights and hardwood Robinia infill panels, combined with a limitless array of colour combinations, makes Mikado one of our favourite ranges we provide.



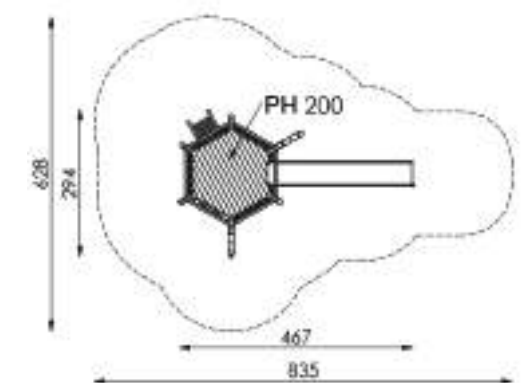
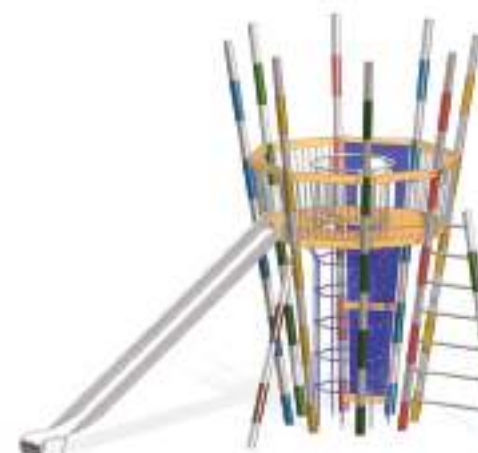
I.0051



I.0050



I.0017

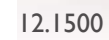
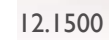


I.0007



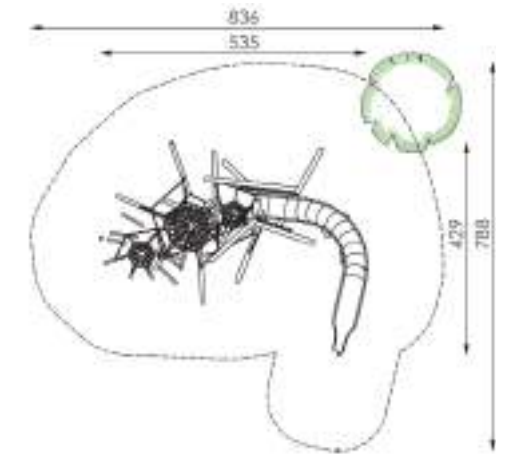
A large, colorful A-frame playhouse structure, known as a Spiel Bau, stands prominently in a park. The structure is made of metal frames with orange and green panels. It features a large, curved slide on the left side and a smaller slide on the right. The interior of the A-frame is filled with climbing walls and platforms. The playhouse is set on a sandy ground, and there are trees in the background. The sky is blue with some clouds.

A large, A-frame playhouse structure made of metal and wood, featuring multiple levels, slides, and climbing walls. The structure is set in a park-like environment with trees and a sandy ground. The playhouse has a green roof and blue walls, with various platforms and slides. A large, curved slide is visible on the left side. The structure is surrounded by a sandy area and green trees in the background.

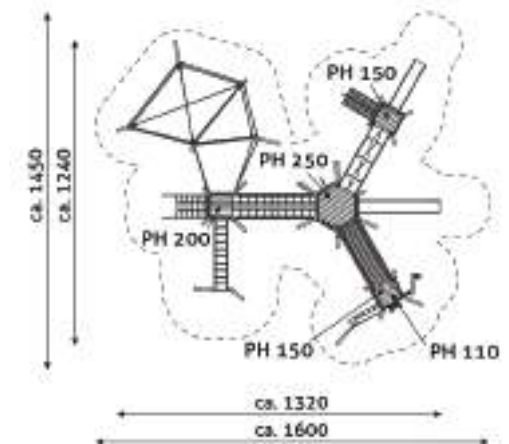


GrasArt

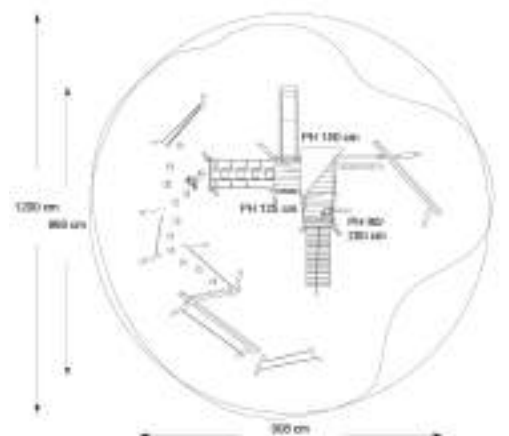
GrasArt from Spiel Bau features beautiful designs inspired by the natural world. Stainless steel posts are shaped and curved to form stunning multiplay structures, which look great and host a wonderful array of play features. Perfect for softening inner city landscapes and blending in with rural environments, GrasArt can elevate any play area with its truly unique aesthetics.



141204-26



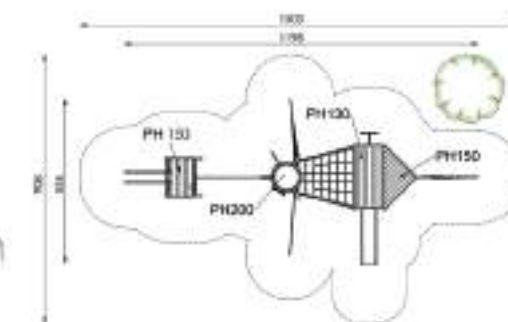
1.0031-201020-02



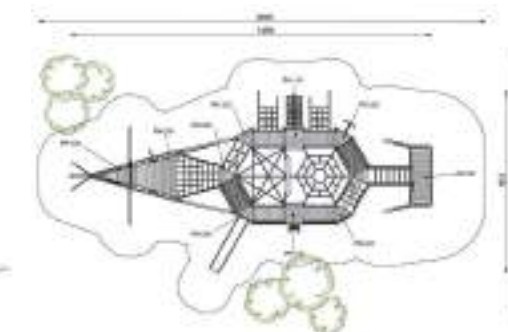
200326-42

Theme Play

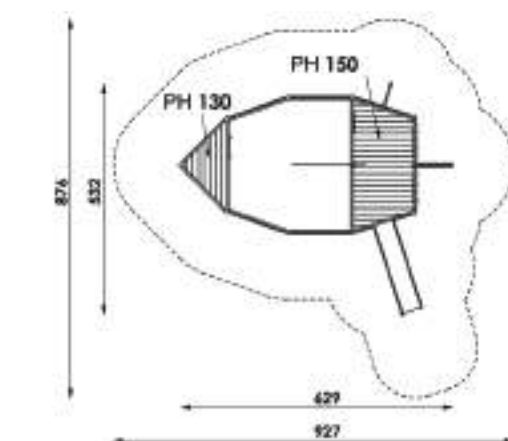
Spiel Bau have an extensive range of themed equipment, with a focus on play ships and light houses. These structures combine fantastic visual designs with high levels of play value, and make for an excellent centrepiece for a playground. As with all equipment from Spiel Bau, we can customise the equipment to suit budgets, spacing and user requirements. Set Sail with Redlynch Leisure today!



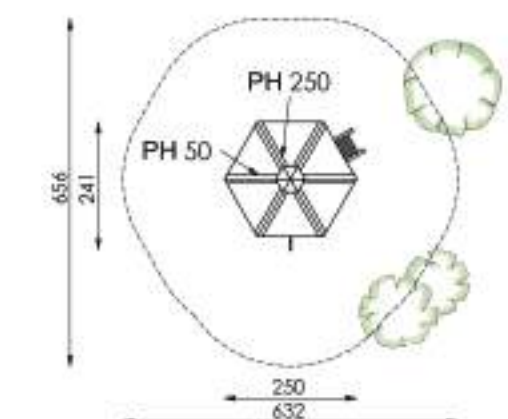
2.2706



2.2703-141201-41



2.2700



2.0010

Kaiser & Kühne

Kaiser & Kühne offer a large range of stylish play equipment that is at the very peak of high quality German engineering. With the equipment predominantly being built from stainless steel or hardwood robinia, Kaiser & Kühne equipment will last for many years in some of the harshest climates, be this from natural effects of the weather, to areas that suffer high levels of vandalism.

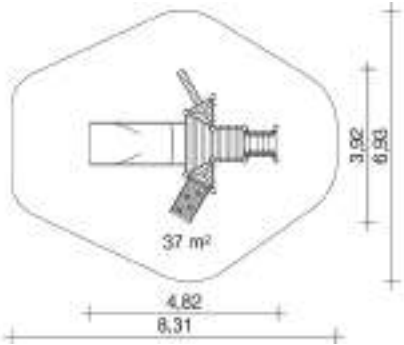
With Robinia hardwood being well known for suffering significant structural problems due to the large cracks that can quickly appear, Kaiser & Kühne have solved this issue, with a patented system to glue laminate the timbers, thus greatly reducing cracking problems.

An excellent range of kit with a focus on large towers stretching over 30 metres tall and large castles capable of entertaining huge numbers of children at a time, Kaiser & Kühne is well suited to high use areas where something extra special is required.

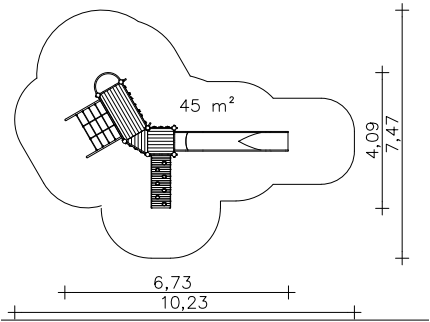
Kaiser & Kühne also produce a fantastic line of waterplay products and sand play equipment, combining pumps, sluice gates, sand chutes, sand diggers and play structures that can create a beautiful sensory environment. Waterplay features serve as an excellent addition to standard play equipment, and always prove immensely popular when they are installed.



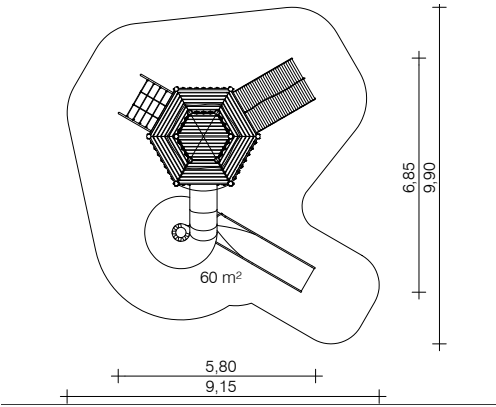
0-21260-703



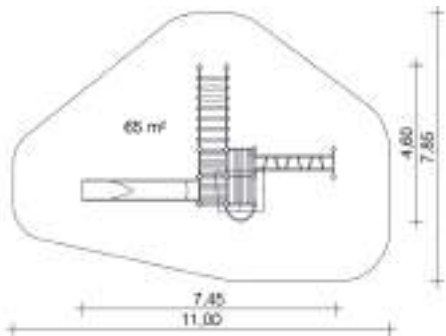
0-22510-702



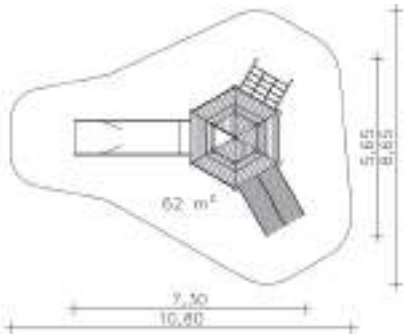
0-25300-702



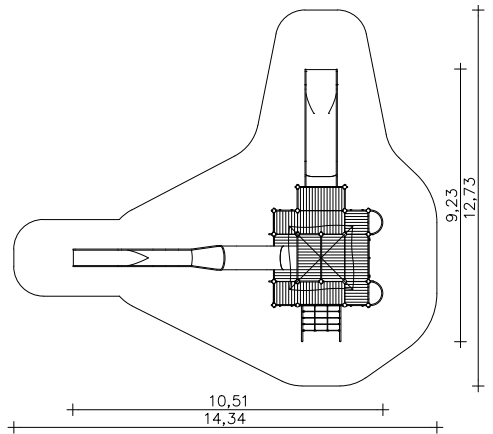
0-22330-703



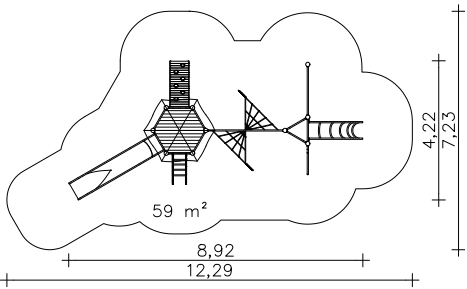
0-22340-702



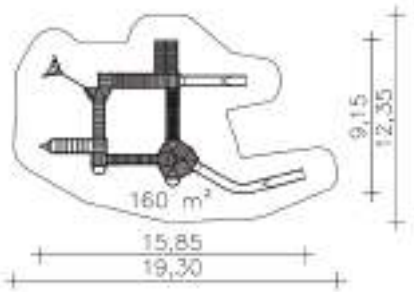
0-23831-705



0-21775-703

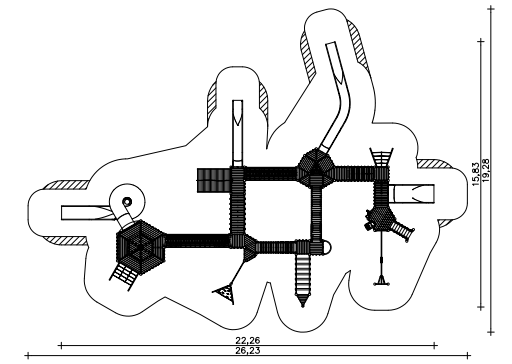


0-23835-701

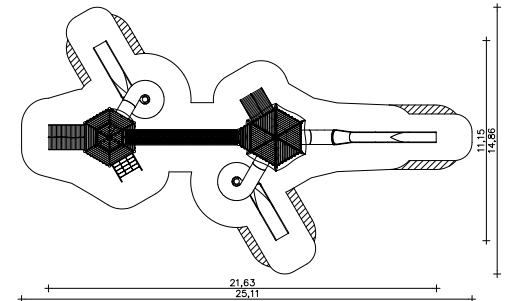




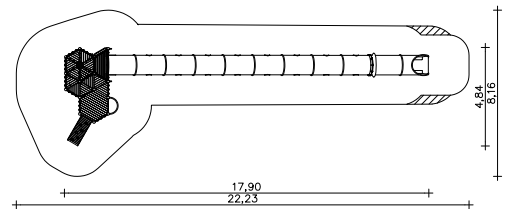
0-25370-700



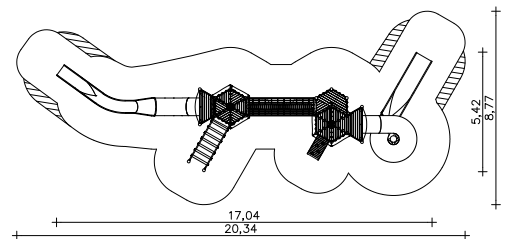
0-25460-700



0-25320-700

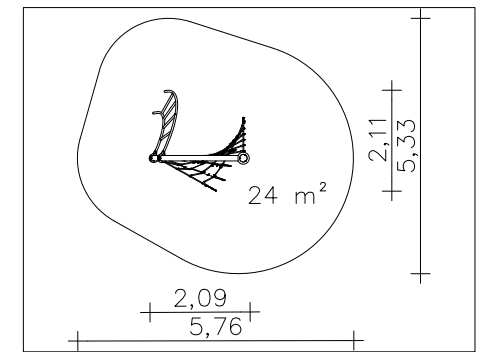


0-25330-700

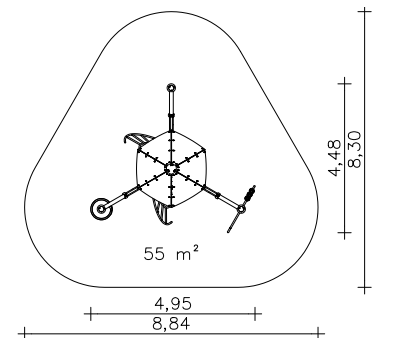


Actio

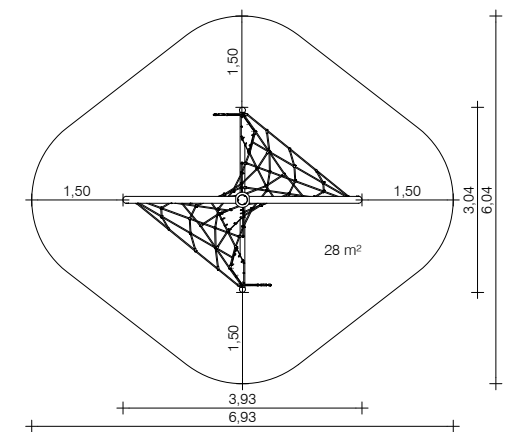
Actio from Kaiser Kuhne takes climbing to a new level, with tall, chunky steel towers and rope structures that have been designed to withstand the toughest urban environments around.



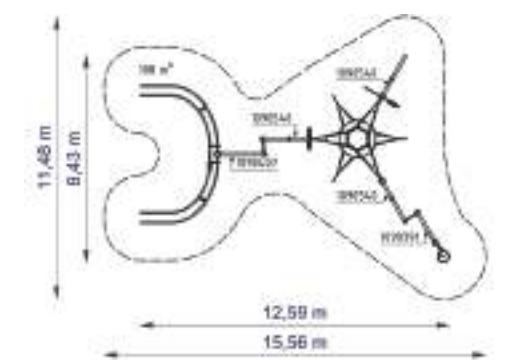
0-27164-000



0-27352-000



0-27362-000



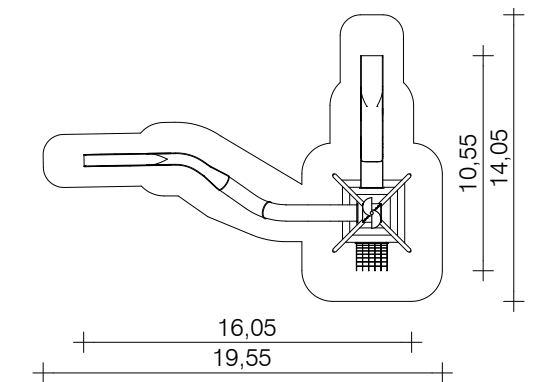
0-27501-000

Dalben Towers

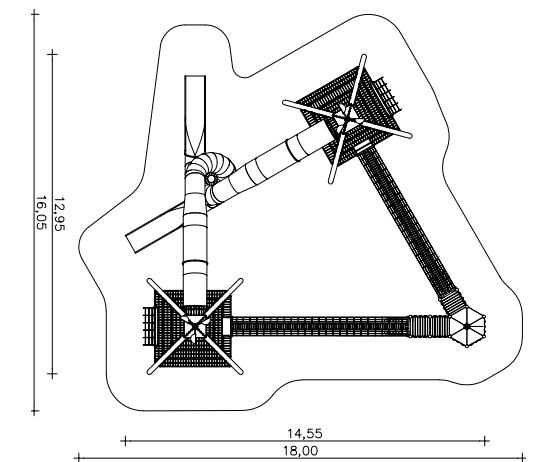
Dalben Towers are sky scraping structures with beautiful silhouettes designed to make an impact on the playground. Reaching almost 30 metres tall, these towers are a great way to introduce height to an area, and are beautiful structures in their own right.



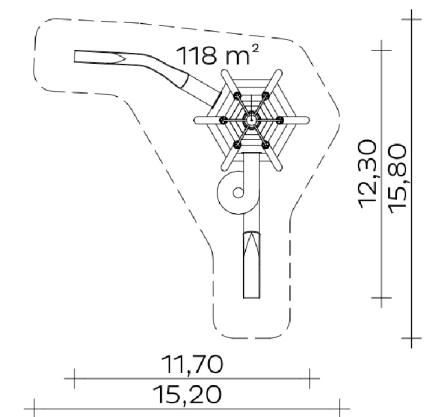
9-12105-006



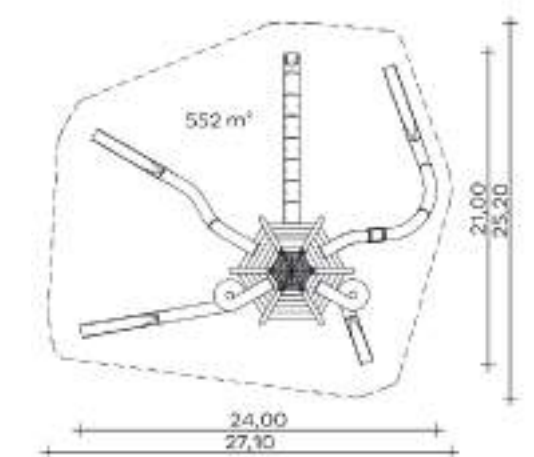
9-10105-031



9-13517-001



9-13526-001

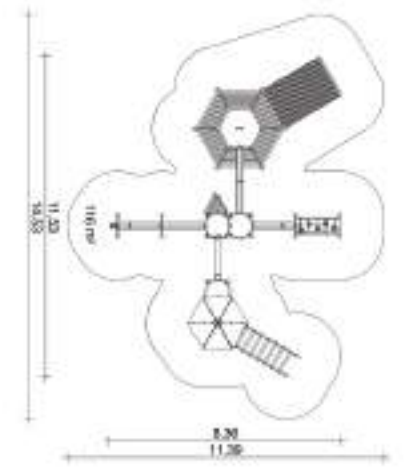


Water Play

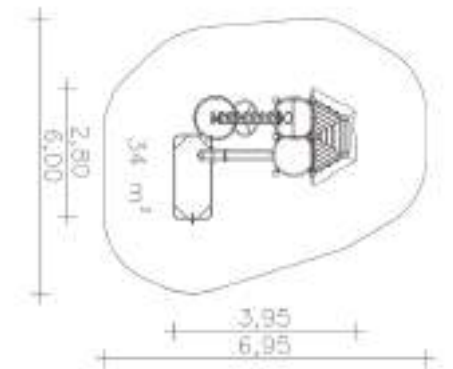
Water Play adds an interesting new dimension to a playground and provides sensory experiences that are missed from standard equipment. Combine pumps, water wheels, Archimedes screws and many more features to create a unique installation that will keep children entertained for hours on end.



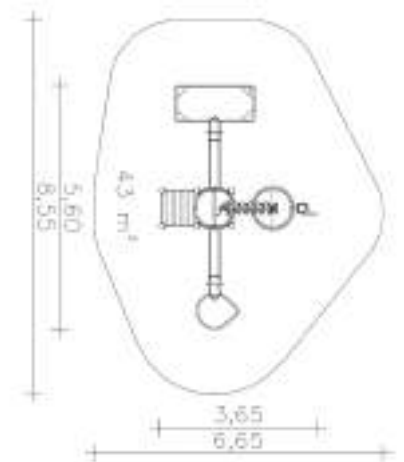
0-34670-703



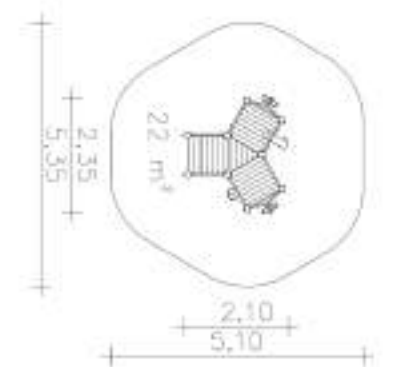
0-34354-701



0-34352-701



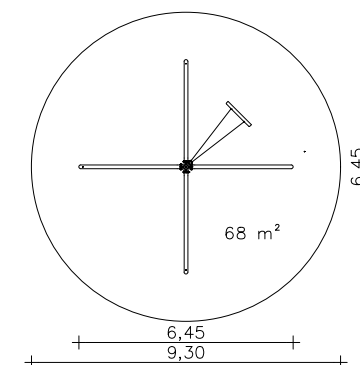
0-34352-701



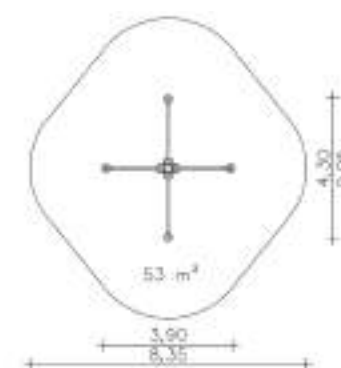


Dynamic Equipment

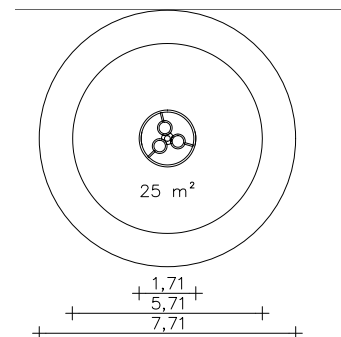
Rotating, rocking, and swinging equipment brings an element of excitement and thrill to a playground, helping children develop their balance and coordination skills. Our range includes gentle springers, high velocity overhead spinners, and everything in between.



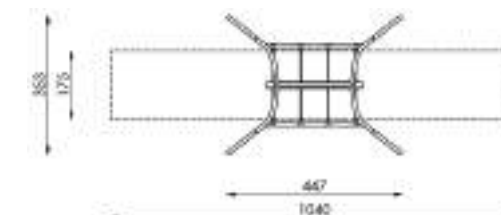
0-40720-001




0-44384-002



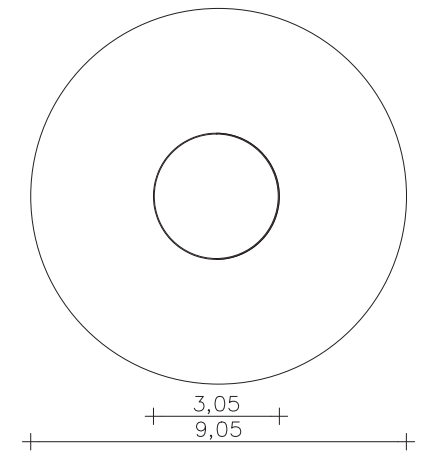
0-43512-000



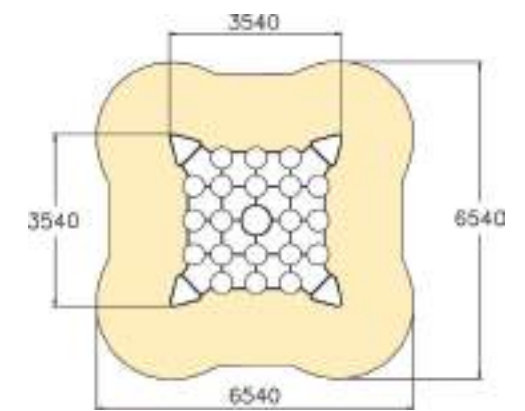
6.5176



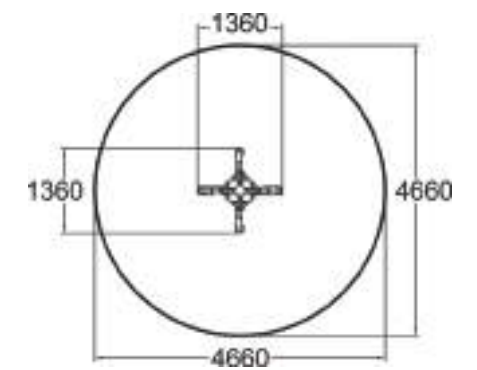
0-43530-000



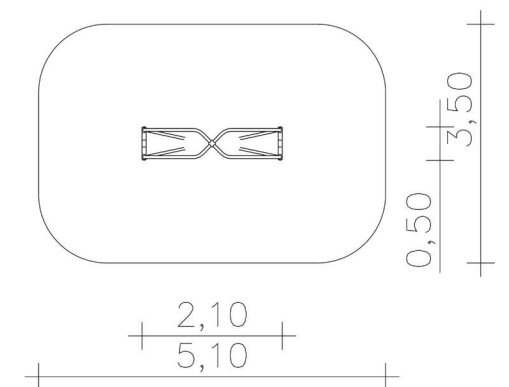
200010

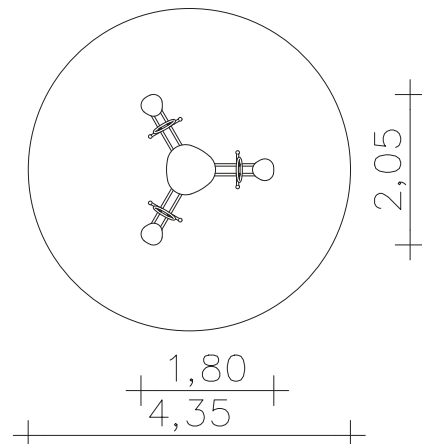


010264

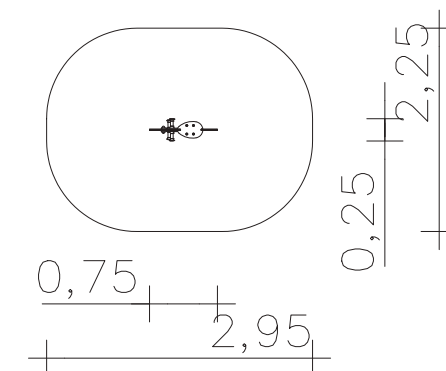


0-44275-000

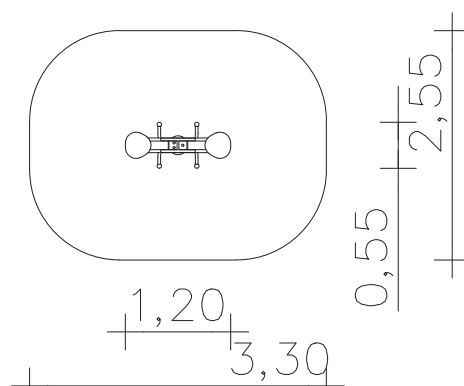




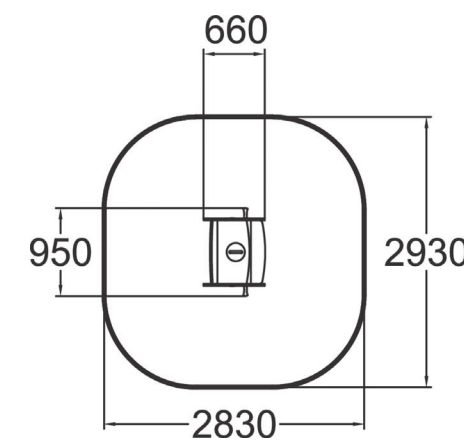
0-44269-000



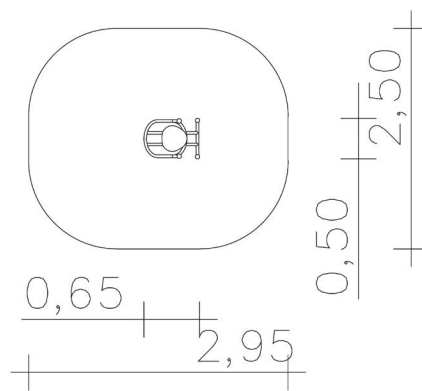
0-44201-000



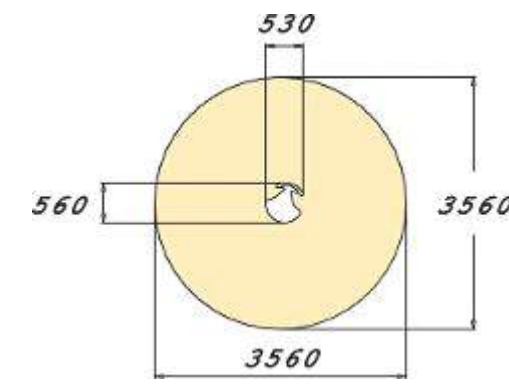
0-44248-000



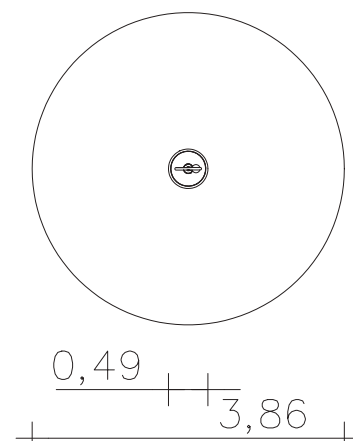
010710



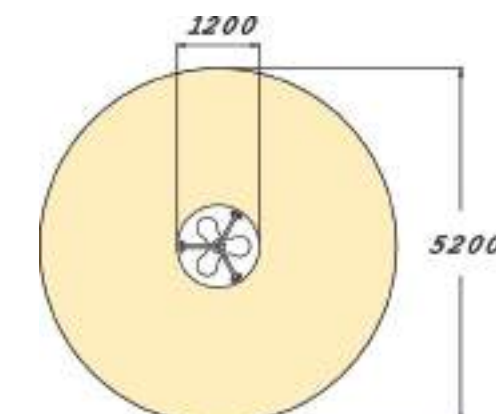
0-44231-000



220034



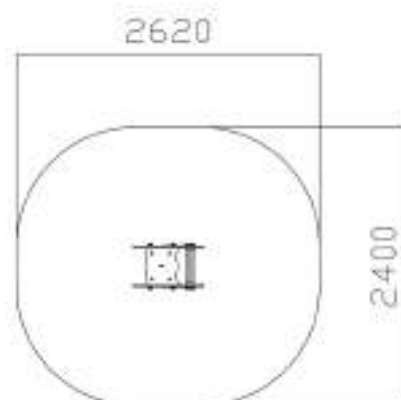
0-43070-000



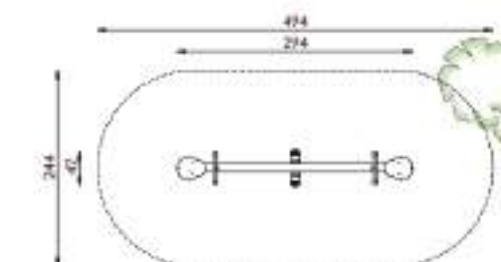
137003



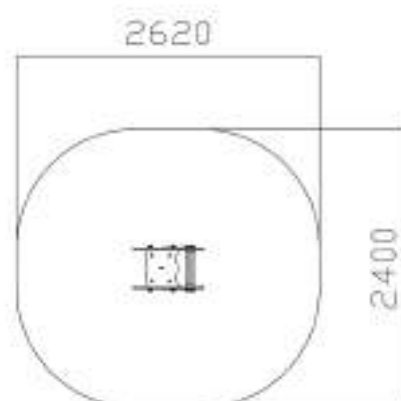
FS2023



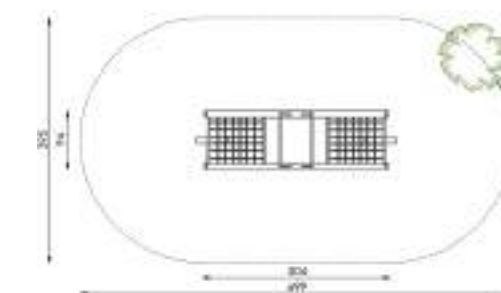
6.5003



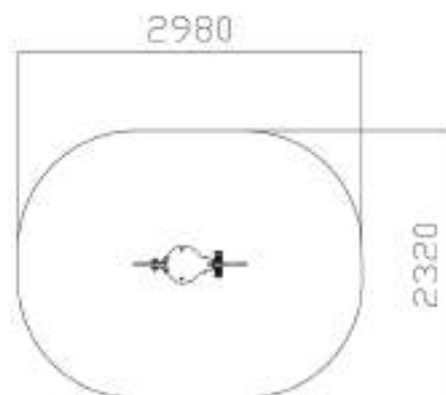
FS2016



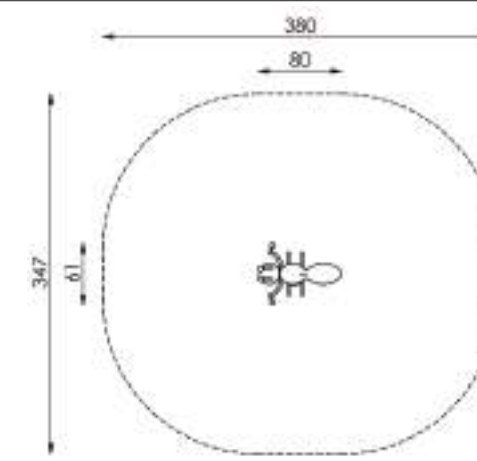
6.5026



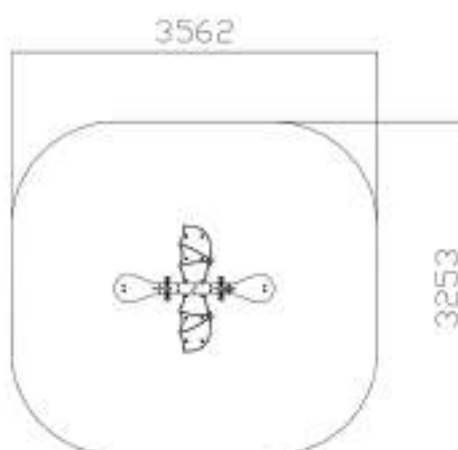
FS1016



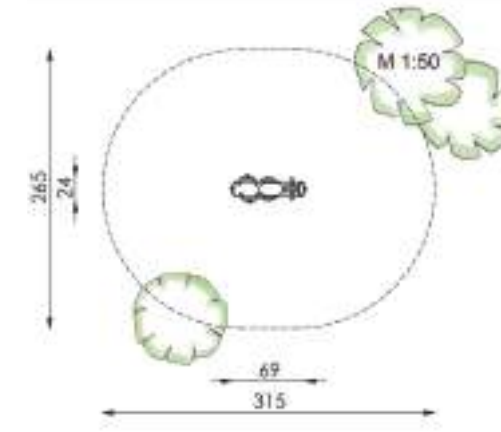
6S-160714-94



FSSSPTR

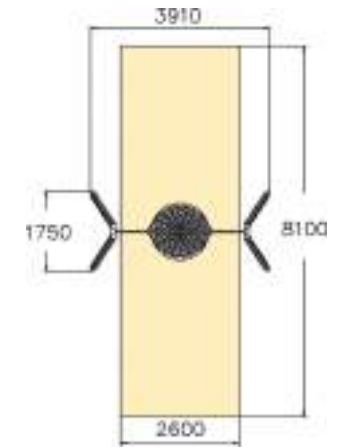


6.6310





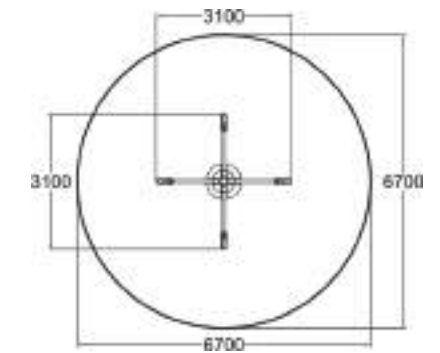
I37417



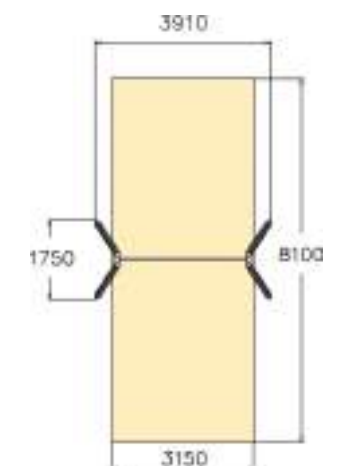
Q10871



I12341



I37415

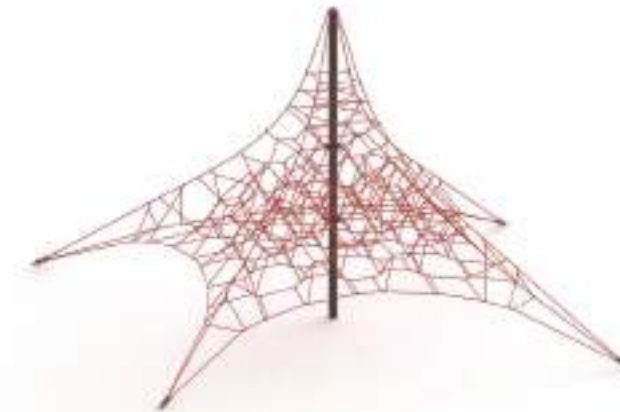
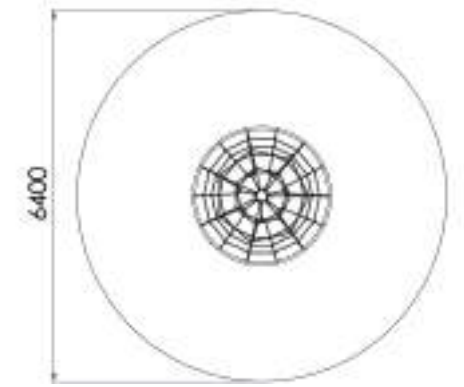


Activity Nets

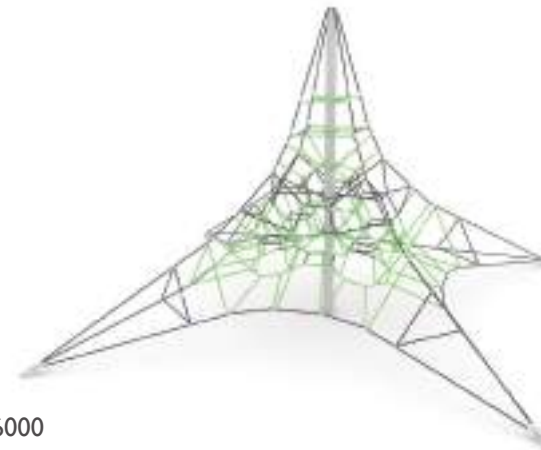
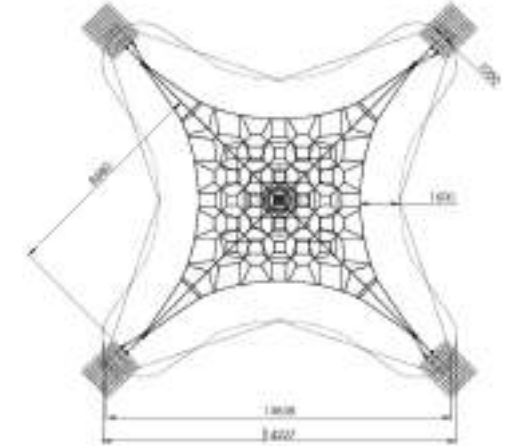
Activity nets are an excellent addition to any play area, introducing height and challenge for children of all ages. Reaching up to 8 metres tall, and with options at 3, 4, 5, and 6 metres, they make for an excellent centrepiece to an area. The interwoven rope designs insure even the highest nets still have relatively low fall heights, whilst their large surface areas give them excellent capacity to entertain large numbers of children at any one time. Perfect for schools and busy public parks.



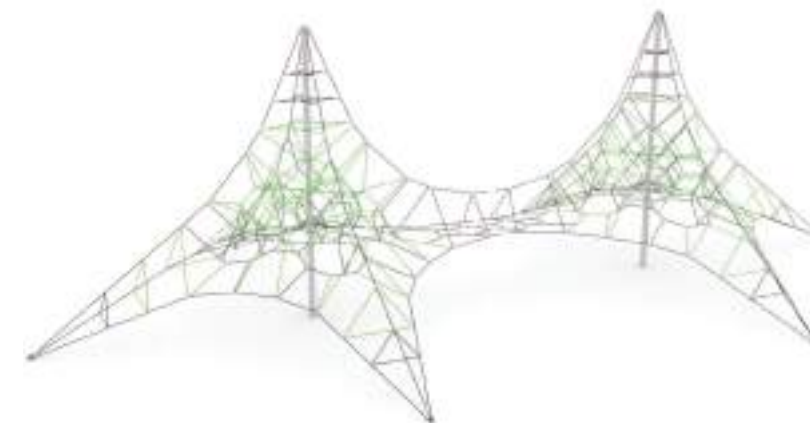
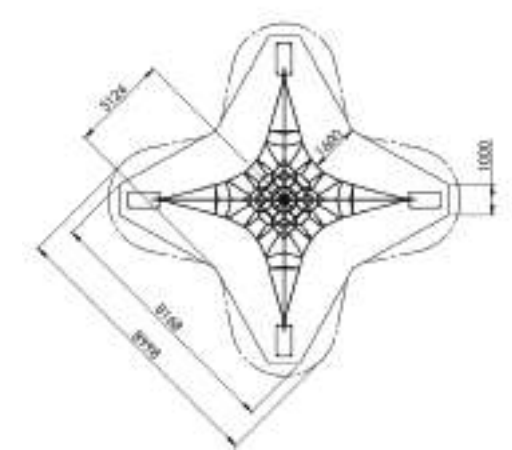
RL-ConeClimber3000



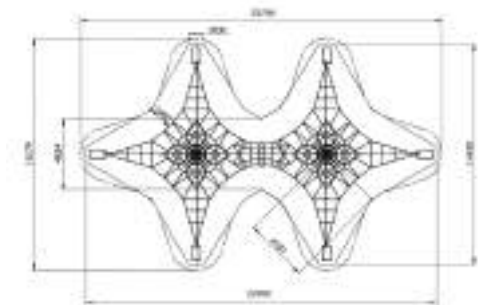
RL-Active8000



RL-Active6000



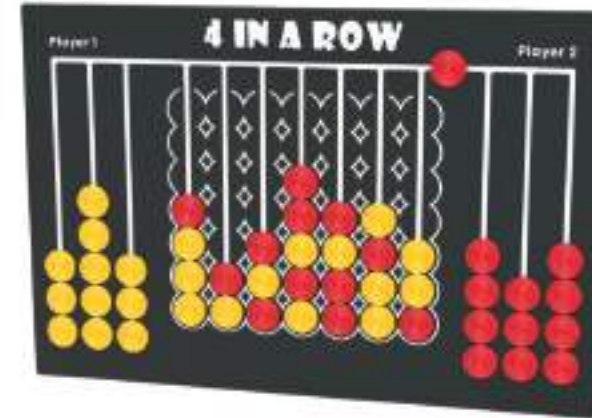
RL-TwinActive6000





Play Panels

Our wide range of play panels features educational, communication, sensory and gaming panels to add a fun and often low cost interactive element to the playground. Highlights include puzzles, mazes, and musical panels, which can be mounted on either recycled plastic posts, or existing fences, and set at a level to ensure accessibility for wheelchair users and less able bodied children. A great way to introduce sensory play to your area.



FIROW3



FIMUTUBE3



FIRAIN6NGP



FIPLCO6



FITICTAC6



FISTAT6

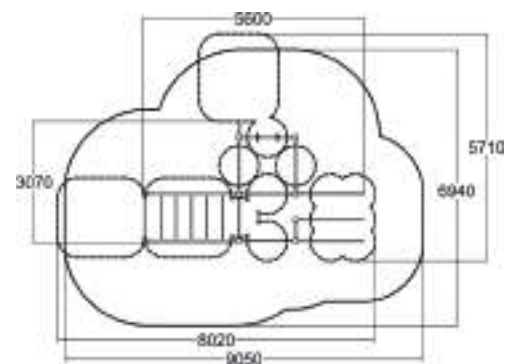


FITMRE2RG

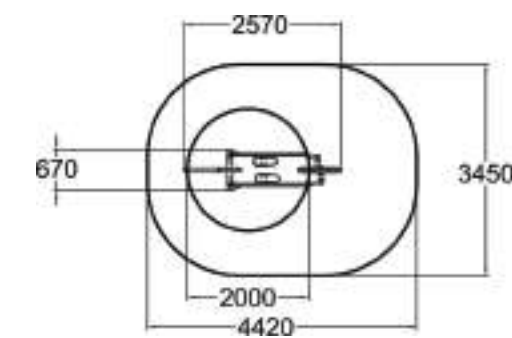


Sports Equipment

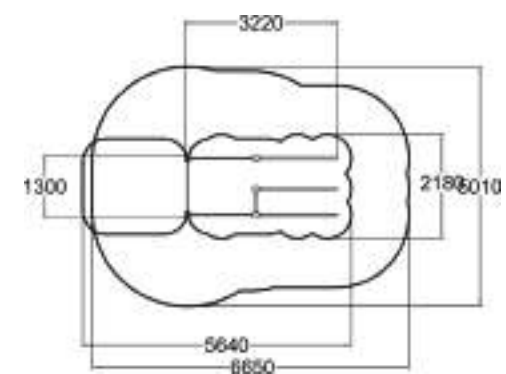
Our extensive range of outdoor fitness equipment has been designed by professional athletes, for athletes. Combine body weight exercises such as chin ups, press ups, sit ups, and triceps dips, to give a full body work out. The cardio range features cross trainers, air walkers, hip twisters and much more to get the heart rate up and the blood pumping. These high quality pieces are built to withstand the elements, and are popular in both schools and public parks.



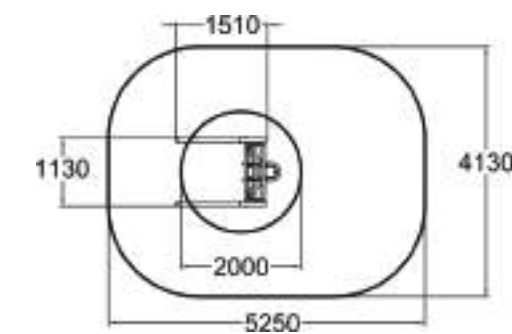
081657



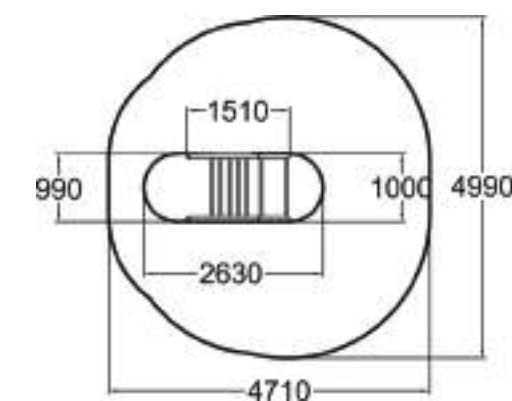
081001



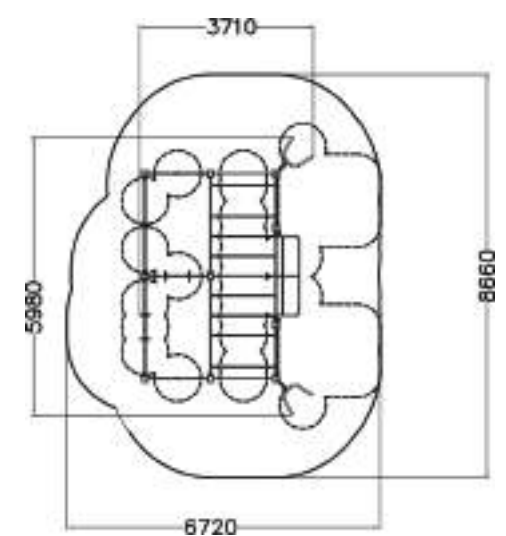
081650



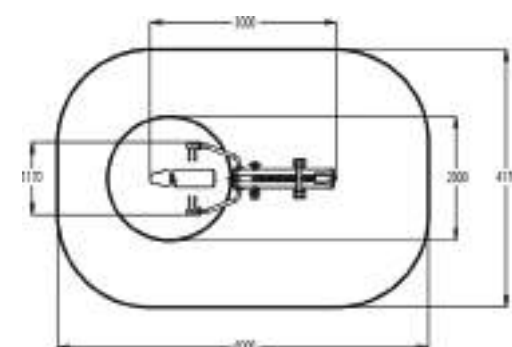
081006



081003



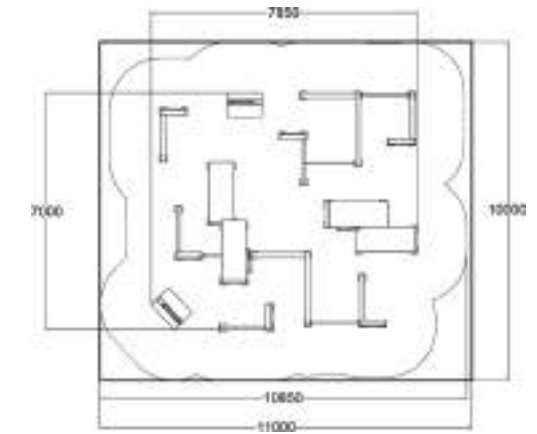

081857



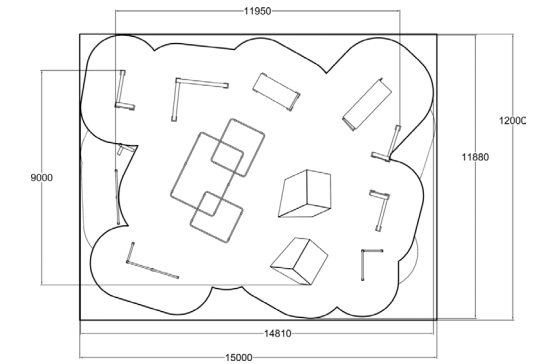
081864

Parkour Equipment

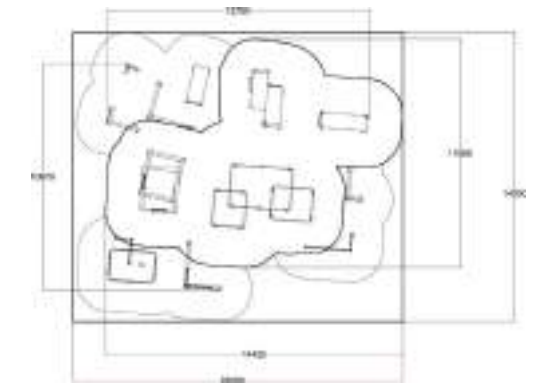
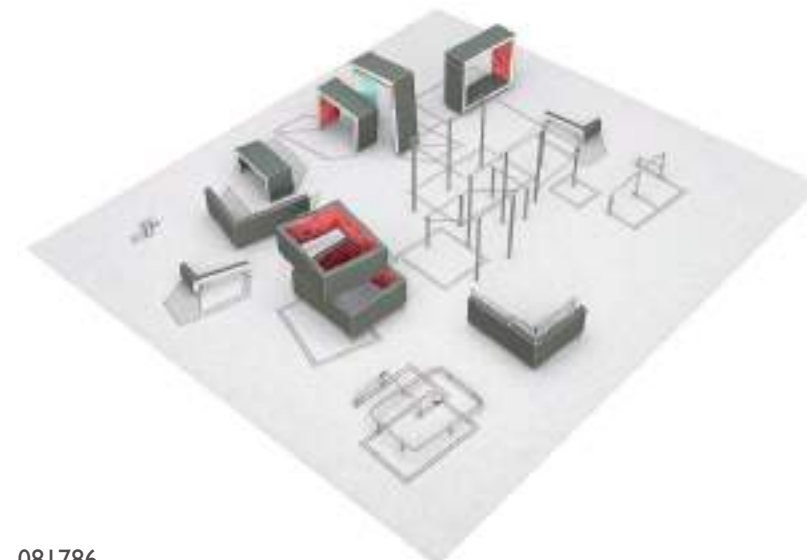
Having long been a popular sport on the continent, Parkour is now making waves in the UK and rapidly growing in popularity. Combining jumping, balancing and climbing, practicing parkour has excellent health benefits, helping develop excellent core strength for those who partake. Our range of pre designed layouts have been designed by experienced parkour specialists, with correct spacing between items ensuring they appeal to beginners and seasoned pros alike. A great option for older children, teenagers, and young adults looking to try something new.



081780



081785



081786

Safety Surfacing

Redlynch Leisure have been supplying playground safety surfacing since our inception in 1997. During this time, we have developed a strong reputation for the quality of our surfacing installations. Unlike the vast majority of companies operating in the sector, we do not subcontract out our surfacing works to third parties. This has many benefits; we are not adding a margin to other people's work, but more importantly, we can oversee quality control of the installation at every stage of the works. We are fortunate to have some of the most experienced installation teams in the industry, and we take great pride in carrying out a professional finish on every project we work on.

Playground safety surfacing comes in many forms, and we have products to suit a variety of briefs and requirements. Our most popular surfaces are wet pour rubber, TigerMulch, and artificial grass, and all work well in a variety of situations.

Wet pour rubber, the spongy surface traditionally seen under playgrounds, comes in an array of colours, is hardwearing, and offers excellent drainage properties. TigerMulch, our bound rubber mulch surface, is a sustainable choice, being comprised of recycled truck tyres that would otherwise end up in a landfill. TigerMulch is designed to imitate the appearance of bark chipping and gives a lovely natural finish. Artificial grass meanwhile gives the look of natural grass, without the associated maintenance issues that come with this.

In many occasions, an otherwise beautiful play project is let down by a poor quality surface being installed. This results in long term issues that can prove expensive to maintain and can result in problems in the years after the initial installation has taken place. With over 25 years' experience, we'd like to think we know a thing or two about quality surfaces, and we'd be delighted to provide advice to make sure you get the best surface for your project.

Browse the next few pages for more information on the surfacing options we can provide.





Wet Pour Rubber

Wet pour rubber, the spongy rubber crumb surface traditionally seen underneath playground equipment, is the most popular safety surface in the country, and has a wide range of applications.

Wet pour rubber comes in a two course system, comprised of a soft base layer, which gives the surface its impact absorbency properties, and a top layer, made of harder wearing EPDM rubber. Slip resistant qualities in both wet and dry conditions also help avoid accidents, and make it an ideal all weather playing surface.

Wet pour surfacing adds a great deal to the design and look of an area, due to the array of colours it is available in, and the graphic designs that can be laid into a surface using this system. Popular colours include greens, blues, reds and yellows, whilst a less expensive black surface can be mixed with a colour to create a “flecked” look.

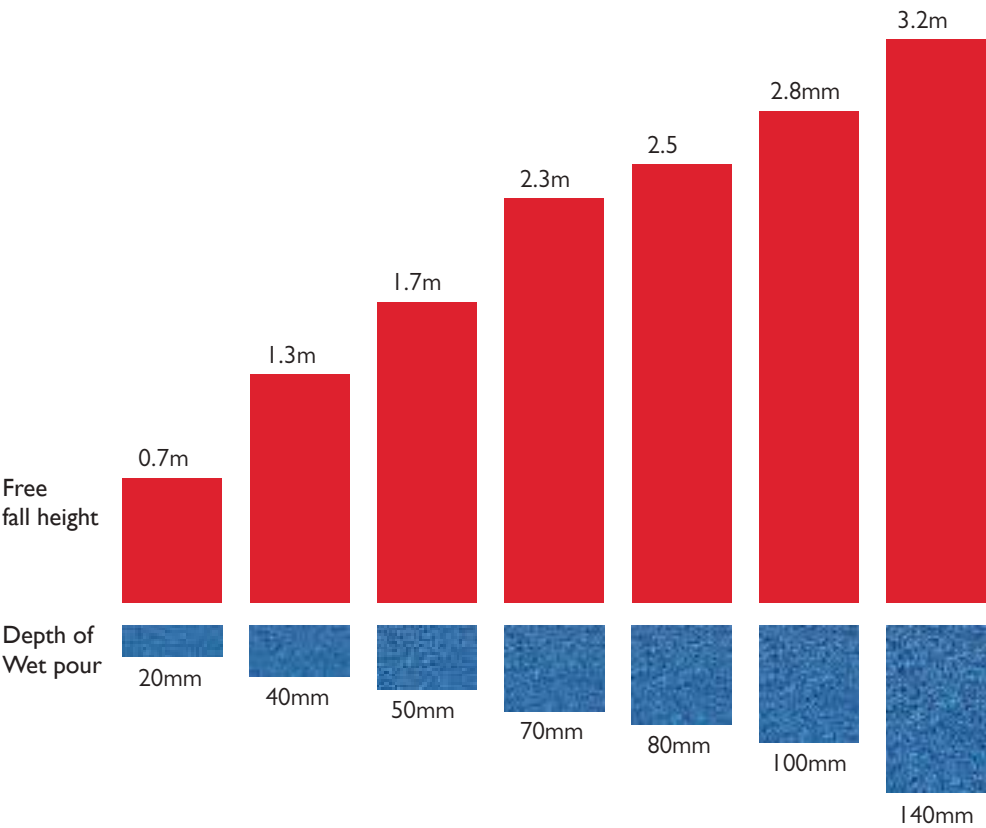
As with all our products, we aim to make sure we source materials from the most sustainable sources possible. The base layer in the system is made from SBR rubber, which mostly comes from recycled truck tyres. Black topping rubber is made from recycled EPDM rubber car parts, whilst full colour granules are a virgin product.

Our wet pour surface is fully tested to the methods laid out in EN1177 and meets the standards for free fall height, durability, slip resistance and flammability.

Wet pour surfacing requires a suitable strong subbase to be laid onto, to ensure a long lasting and hard wearing installation. If concrete or tarmac is already present, this makes for a perfect base. However, if the surface is currently grass, the area would need to be dug out, and an MOT Type 1 stone subbase installed before the wet pour rubber can be laid. This is essential for achieving a well draining and suitably supported surface.

As mentioned previously, one of the attributes to a wet pour surface that makes it so appealing is the range of colours it is available in. Please refer to our website to view the full range of colours and shades a wet pour surface can be designed in.

The “fall height” of the play equipment the wet pour is being installed under determines the depth of surfacing required, with a greater fall height needing a larger depth of surfacing, to ensure the impact absorbing properties are achieved. The chart below shows the different depths of surfacing needed for the corresponding fall heights.





One of the key advantages of wet pour rubber as a playground surface is the huge variety of colours and tones it is available in. This lends itself well when theming an area, or adding inlaid games or graphics to the surface. Many of these graphics come preformed, whilst for more technical or bespoke designs, we can draw these in on site to really bring the area to life.







TigerMulch

TigerMulch is a bound rubber mulch surface, and can come in either a one part or two part system, depending on the critical fall heights involved in its application. TigerMulch is growing rapidly in popularity as a playground surface, given its natural look and sustainable credentials, and we love incorporating it into our designs for exactly these reasons.

Recycled truck tyres that would otherwise end up in a landfill are cleaned, cut, and colour coated, greatly helping reduce the amount of rubber that would otherwise be discarded.

TigerMulch is available in a number of colours and blends, and the most popular of these are the forest green finish, and the autumn blend, a mix of red, beige and earth yellow. Given the shredded nature of the rubber used in this surface, the end result is a textured finished, providing an alternative aesthetic to wet pour rubber.

The surface is designed to mimic the look of natural bark, and indeed in certain lights, a bound rubber mulch surface in the correct mix can often be mistaken for wood chipped bark. Unlike bark, TigerMulch does not need regular raking and topping up, making it a low maintenance surface in comparison.

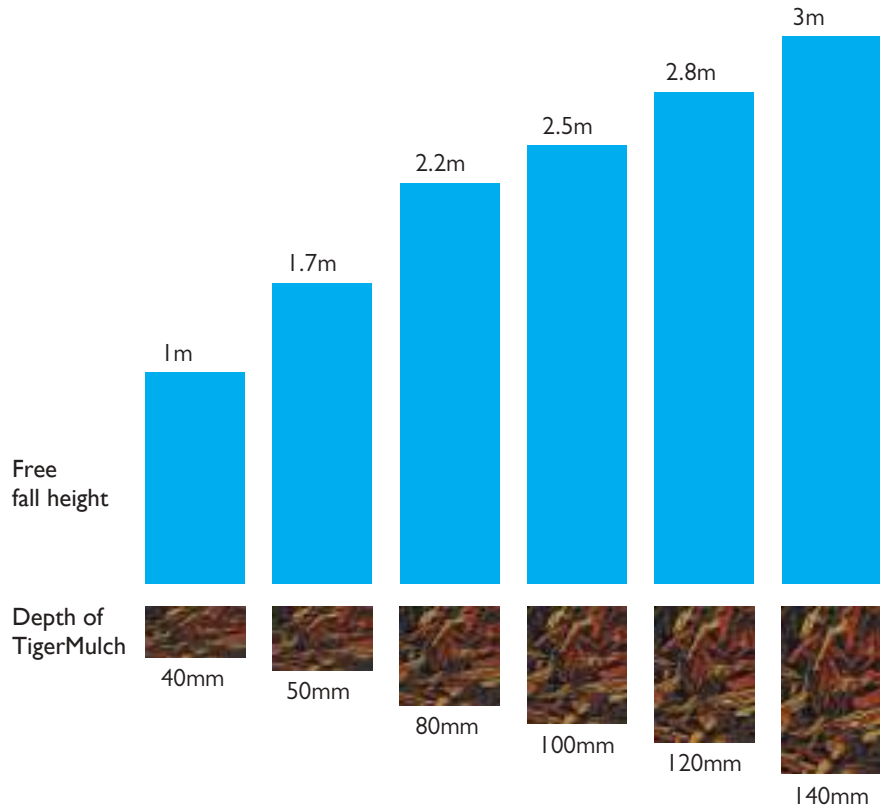
TigerMulch surfaces have excellent non slip properties, due to the shredded nature of the rubber used. They drain freely, and when mixed properly with the correct resin ratio, are highly durable and long lasting.



Like a wet pour surface, TigerMulch surfacing needs a firm subbase in situ to be installed onto. Again, concrete or tarmac, if already in place, make for excellent bases. If the area is currently grass, this will need to be excavated and a MOT Type 1 stone subbase installed before the TigerMulch can be laid. Many companies claim bound rubber mulch surfaces can be laid directly onto grass, without a firm subbase. This simply is not the case, and is inviting settlement, water pooling, and deterioration to occur after the surface is installed.

Although the forest green and autumn blend are the most popular colours for TigerMulch surfaces, other options are available, and look equally impressive when installed. See the colour chart below for more details.

As with wet pour rubber, TigerMulch surfacing also has shock absorbing properties, meaning it can be laid under play equipment to achieve the required “fall height” protection. See the chart below for information on the depths the surface will need to be laid at to meet the corresponding fall heights of the equipment.







Artificial Grass

Artificial grass is designed to mimic the appearance of natural grass, without carrying the inherent maintenance issues that come with a standard turf area. A fantastic year round surface, issues of flooding and water pooling are greatly reduced compared to regular grass, and children can come in from a play time without being covered head to toe in mud. It looks incredibly realistic, and is soft on the touch. Giving a lovely natural finish, artificial grass has many applications, and looks great in a landscaped setting.

Artificial grass is perfect for the awkward areas which often turn to dust or mud, especially around trees. It can also be laid directly onto existing tarmac to provide a soft and colourful area in an otherwise dreary expanse of grey-black surfacing. For areas that are currently natural grass, it is laid onto a prepared base of compacted stone and fine sand.

When laid with a corresponding rubber under layer shock pad, artificial grass surfaces obtain a critical fall height rating, allowing them to be used underneath playground equipment. As with all of surfacing works, no element of the works are sub contracted, and installations are carried out by our highly skilled in-house teams.

