



LAPPSET
PLAYWORLD
Together we are better.

WALL BOULDERING
- ROCK CLIMBING IN
YOUR LOCAL PARK



“Climbing is suitable for everyone because it’s a really versatile sport. Climbing develops strength, balance, suppleness, and general physical control using the deepest muscles - and most importantly of all, mental control. Climbing is also extremely sociable. Current and future climbing friends cheer each other on and pass on advice. Spontaneous encouragement is what makes the climbing experience special, whatever age you happen to be.

■ Finland, Hanne-Mari Valtonen, climber, Rovaniemi

Teens are into climbing

Physical control at its height

Although these days climbing is seen as just another sport, it is in fact a natural way for humans to move. Climbing challenges the whole body. Hands, feet and eyes need to work together in perfect combination. Climbers have to be able to assess their own strength and abilities accurately. As a sport, climbing, is divided into many different sub-disciplines, each with their own rules. Bouldering is the most unrestricted of these climbing disciplines. There aren't really any rules and you don't need any special equipment. Bouldering interests girls just as much as boys.

In the footsteps of professionals

Lappset's Wall Bouldering products are designed in consultation with professional climbers. This professional input is particularly evident in the physical challenges offered by the products, as all the climbing routes follow in the footsteps – and handholds – of the pros. Expert design ensures that the equipment gives young people an opportunity to genuinely challenge themselves and their skills, safely. Even gentle climbing results in an improvement in body strength and develops agility and coordination. This is why all Lappset's Wall Bouldering products have ready-made routes for beginners and experienced climbers.

A genuine climbing experience in parks

Lappset's Wall Bouldering products come in two basic types, either based around a cube or similar to a climbing wall. With both types of product, negatively inclined surfaces are designed such that the physical challenges


they pose suit even the demanding practices required by professional climbers. The largest of the cube and wall designs have room for several climbers at any one time. Thanks to a wide range of routes, even the smaller versions offer a wealth of physical and intellectual challenges.

Lappset's Wall Bouldering products are the only climbing products on the market whose holds, or grips, the projections used to climb on the products, are made of rock mass. This means that the climbing experience is as similar as possible to genuine rock climbing and using the products is safe also in challenging weather conditions.

Safe challenges for teens

Thanks to their appearance and functionality, Lappset's Wall Bouldering products are ideally suited to a wide range of different environments. In school playgrounds or public parks for example, our climbing products perfectly complement existing structures. The physical challenges of the products on offer are designed for teenagers and upwards, they are a good option for urban environments too.

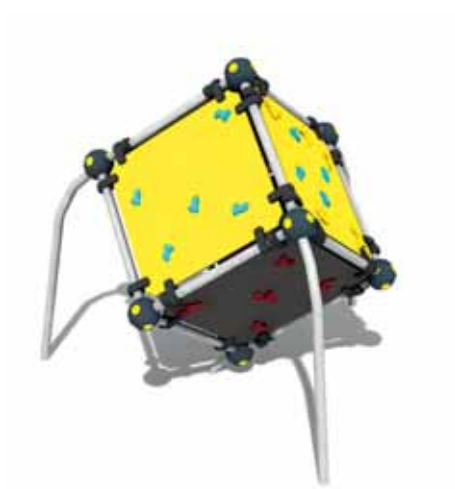
The construction of Lappset's Wall Bouldering products takes into account the potential need to adapt the products over time. In all our products it is easy to replace the complete panel containing the routes. Modifying a product already in situ is an extremely cost-effective way of offering users new stimuli and new challenges.



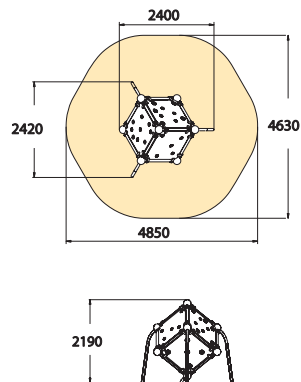
220605

WALL BOULDERING CUBE S

Fall height	2190 mm
Certificates	EN 1176-1, 2:2008 TÜV
User age	Over 8 years
Installation time, 2 people	3,50h
Mounting alternatives	Deep and surface mounting



1:200



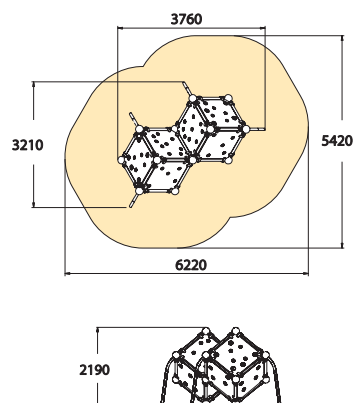
220610

WALL BOULDERING CUBE M

Fall height	2190 mm
Certificates	EN 1176-1, 2:2008 TÜV
User age	Over 8 years
Installation time, 2 people	6,00h
Mounting alternatives	Deep and surface mounting

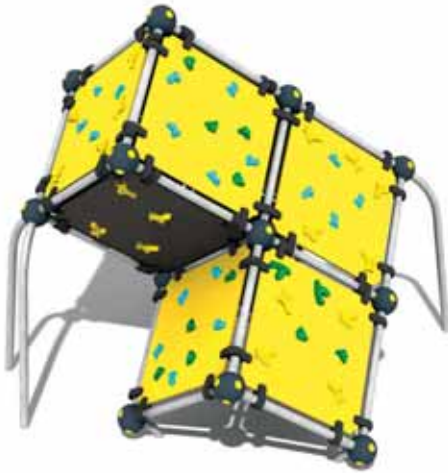


1:200



220615

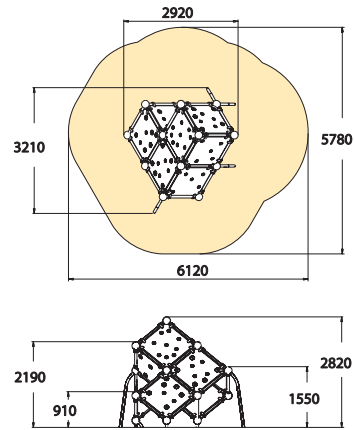
WALL BOULDERING CUBE L



Fall height
Certificates
User age
Installation time, 2 people
Mounting alternatives

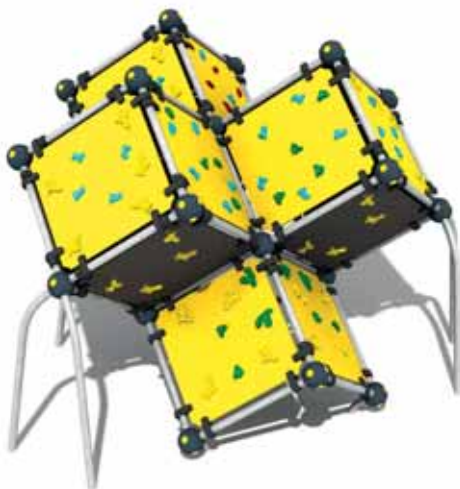
2820 mm
EN 1176-1, 2:2008 TÜV
Over 8 years
6,50h
Deep and surface mounting

1:200



220620

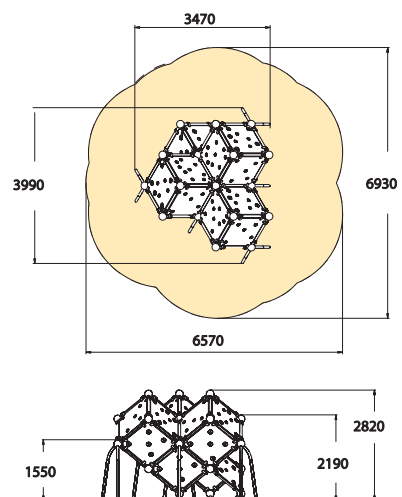
WALL BOULDERING CUBE XL



Fall height
Certificates
User age
Installation time, 2 people
Mounting alternatives

2820 mm
EN 1176-1, 2:2008 TÜV
Over 8 years
10,00h
Deep and surface mounting

1:200

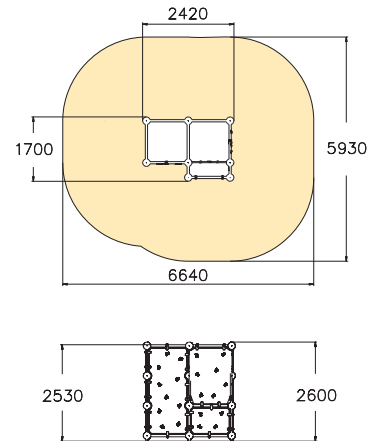


220680

WALL BOULDERING S

Fall height	2520 mm
Certificates	EN 1176-1, 2:2008 TÜV
User age	Over 8 years
Installation time, 2 people	7,50h
Mounting alternatives	Deep and surface mounting

1:200

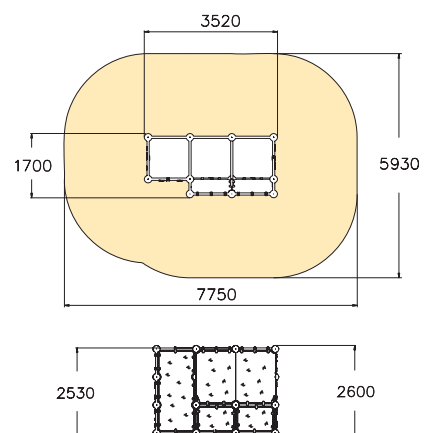


220685

WALL BOULDERING M

Fall height	2520 mm
Certificates	EN 1176-1, 2:2008 TÜV
User age	Over 8 years
Installation time, 2 people	10,00h
Mounting alternatives	Deep and surface mounting

1:200



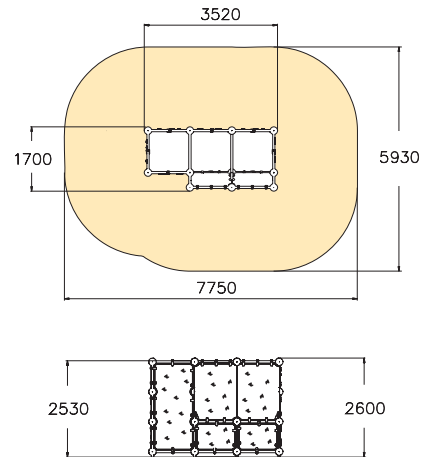
220690

WALL BOULDERING L

Fall height
Certificates
User age
Installation time, 2 people
Mounting alternatives

2520 mm
 EN 1176-1, 2:2008 TÜV
 Over 8 years
 10,50h
 Deep and surface mounting

1:200



TECHNICAL DATA

PRODUCT NUMBER	PRODUCT NAME	Equipment dimensions l x w x h (mm)	Largest part (mm)	Heaviest part (kg)	Minimum space l x w x h (mm)	Max. free fall height (mm)	Safety zone > 600mm (m ²)	Page
220605	WALL BOULDERING CUBE S	2400x2420x2190	1808	26,32	4850x4630x3990	2190	17,8	4
220610	WALL BOULDERING CUBE M	3760x3210x2190	1808	26,32	6220x5420x3990	2190	25,2	4
220615	WALL BOULDERING CUBE L	3210x2920x2820	2148	26,32	6120x5780x4620	2820	26,2	5
220620	WALL BOULDERING CUBE XL	3990x3470x2820	2148	26,32	6930x6570x4620	2820	35,5	5
220680	WALL BOULDERING S	2420x1700x2600	2297	45,55	6640x5930x4020	2530	34,2	6
220685	WALL BOULDERING M	3520x1700x2600	2297	45,55	7750x5930x4020	2530	40,7	6
220690	WALL BOULDERING L	3520x1700x2600	2297	45,55	7750x5930x4020	2530	40,7	7

EASY ROUTE

Green and blue holds



ADVANCED ROUTE

Yellow and red holds



WARRANTY PERIODS

The warranty covers structural strength, materials and manufacturing faults. The warranty does not cover faults resulting from negligent installation and maintenance, normal wear and tear, and slight fading of colours.

20 years

- steel components
- elements made of high pressure laminate (HPL)

15 years

- glass fibre reinforced plastic components

10 years

- surface finish of steel components; hot galvanisation, LappCoat
- bouldering holds

W00745

Copyrights and patents Lappset Group Oy Ltd. All rights reserved © Lappset Group Oy Ltd



LAPPSET PLAYWORLD UK LTD

Henson Way

Kettering

Northants NN16 8PX

Tel. +44(0) 1536 412612

Fax +44(0) 1536 521703

uk@lappsetplayworld.co.uk

www.lappsetplayworld.co.uk

www.facebook.com/LappsetGroup

www.youtube.com/lappsetgroup

